

# Packet Switching

Raj Jain

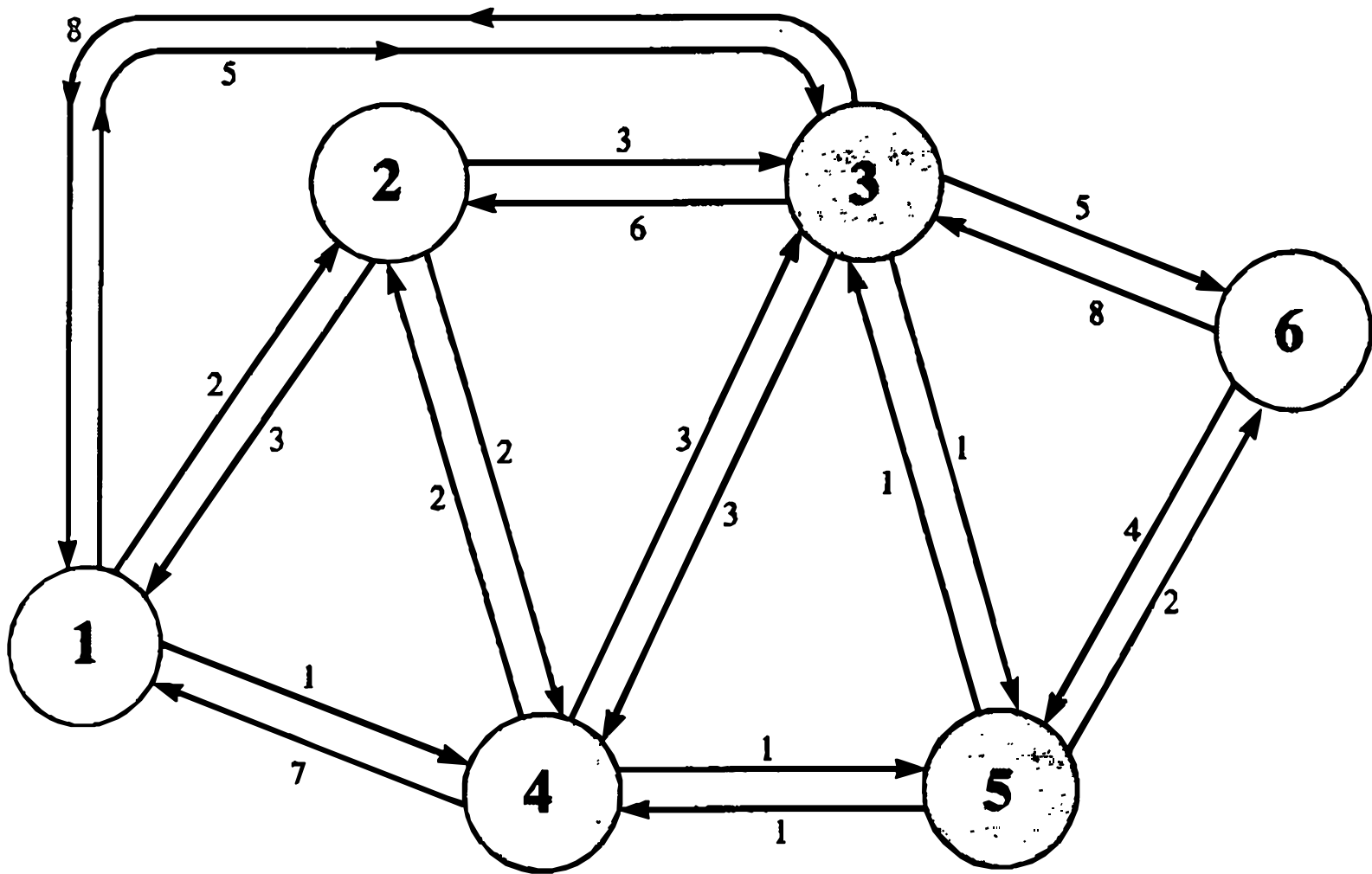
Professor of CIS

**Raj Jain is now at  
Washington University in Saint Louis  
Jain@cse.wustl.edu  
<http://www.cse.wustl.edu/~jain/>**



- q Routing algorithms
  - q Dijkstra's Algorithm
  - q Bellman-Ford Algorithm
- q ARPAnet routing

# Routing



# Rooting or Routing

- q *Rooting* is what fans do at football games, what pics do for truffles under oak trees in the Vaucluse, and what nursery workers intent on propagation do to cuttings from plants.
- q *Routing* is how one creates a beveled edge on a table top or sends a corps of infanctrymen into full scale, disorganized retreat

Ref: Piscitello and Chapin, p413

# Routeing or Routing

- q Routeing: British
- q Routing: American
- q Since Oxford English Dictionary is much heavier than any other dictionary of American English, British English generally prevails in the documents produced by ISO and CCITT; wherefore, most of the international standards for routing standards use the routeing spelling.

Ref: Piscitello and Chapin, p413

# Routing Techniques Elements

- q **Performance criterion:** *Hops, Distance, Speed, Delay, Cost*
- q **Decision time:** *Packet, session*
- q **Decision place:** *Distributed, centralized, Source*
- q **Network information source:** *None, local, adjacent nodes, nodes along route, all nodes*
- q **Routing strategy:** *Fixed, adaptive, random, flooding*
- q **Adaptive routing update time:** *Continuous, periodic, topology change, major load change*

# Distance Vector vs Link State

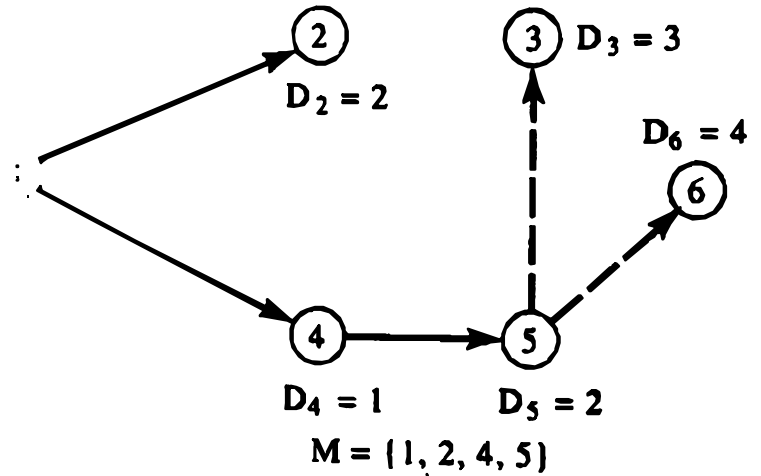
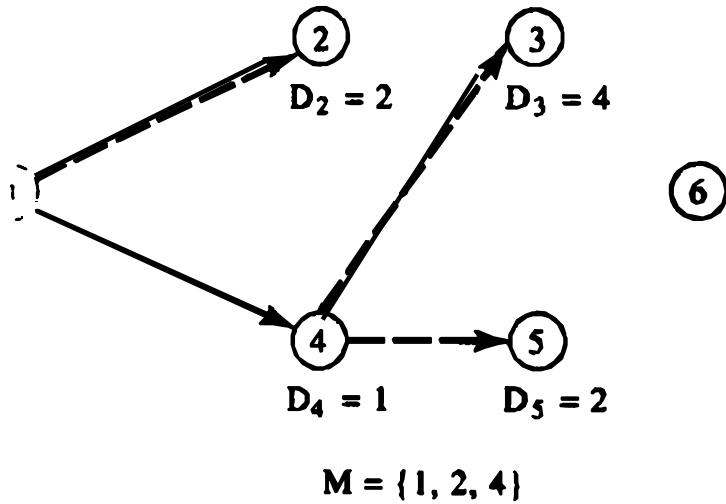
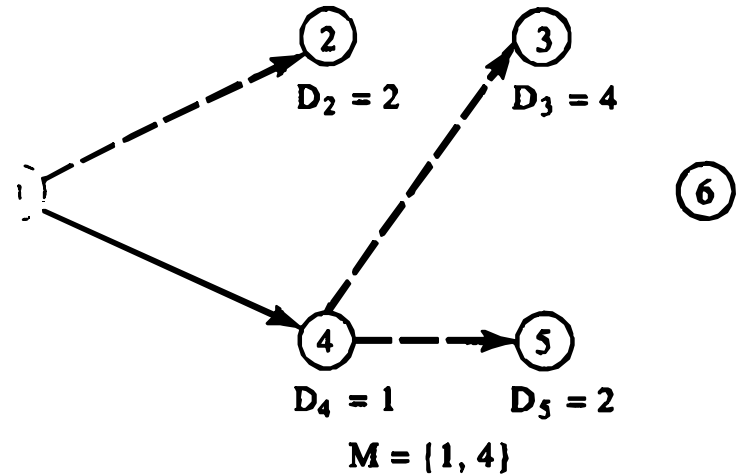
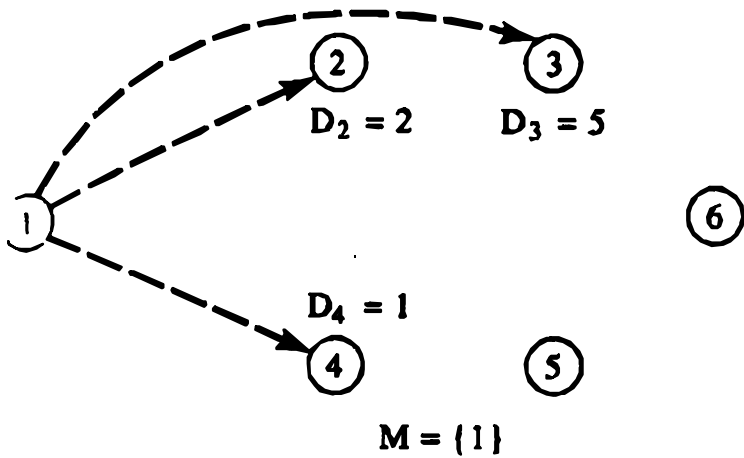
- q **Distance Vector:** Each router sends a vector of distances to its neighbors. The vector contains distances to all nodes in the network. Older method. Count to infinity problem.
- q **Link State:** Each router sends a vector of distances to all nodes. The vector contains only distances to neighbors. Newer method. Used currently in internet.

# Dijkstra's Algorithm

- q Goal: Find the least cost paths from a given node to all other nodes in the network
- q Notation:
  - $d_{ij}$  = Link cost from  $i$  to  $j$  if  $i$  and  $j$  are connected
  - $D_n$  = Total path cost from  $s$  to  $n$
  - $M$  = Set of nodes so far for which the least cost path is known
- q Method:
  - q Initialize:  $M = \{s\}$ ,  $D_n = d_{sn}$
  - q Find node  $w \notin M$ , whose  $D_n$  is minimum
  - q Update  $D_n$



# Example

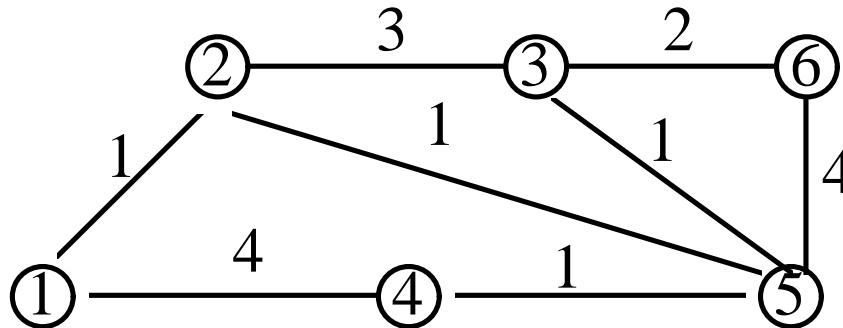


# Example (Cont)

<b>M</b>	<b>D2</b>	<b>Path</b>	<b>D3</b>	<b>Path</b>	<b>D4</b>	<b>Path</b>	<b>D5</b>	<b>Path</b>	<b>D6</b>	<b>Path</b>
1 {1}	2	1-2	5	1-3	1	1-4	$\infty$	-	$\infty$	-
2 {1,4}	2	1-2	4	1-4-3	1	1-4	2	1-4-5	$\infty$	-
3 {1,2,4}	2	1-2	4	1-4-3	1	1-4	2	1-4-5	$\infty$	-
4 {1,2,4,5}	2	1-2	3	1-4-5-3	1	1-4	2	1-4-5	4	1-4-5-6
5 {1,2,3,4,5}	2	1-2	3	1-4-5-3	1	1-4	2	1-4-5	4	1-4-5-6
6 {1,2,3,4,5,6}	2	1-2	3	1-4-5-3	1	1-4	2	1-4-5	4	1-4-5-6

# Dijkstra's Routing Algorithm

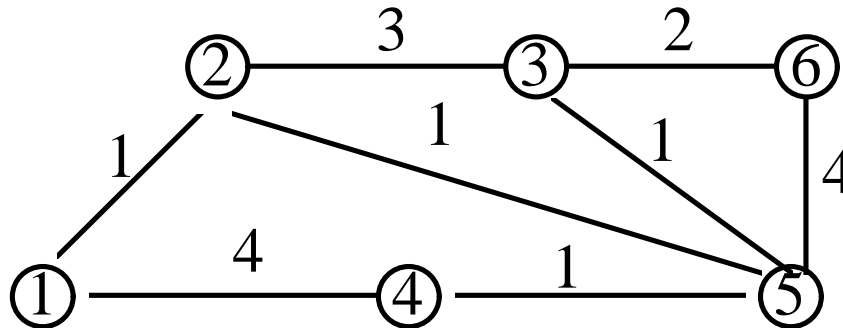
q Apply to the following network and compute paths from node 1.



	M	D2	Path	D3	Path	D4	Path	D5	Path	D6	Path
1											
2											
3											
4											
5											
6											

# Dijkstra's routing algorithm

q Apply to the following network and compute paths from node 1.



	M	D2	Path	D3	Path	D4	Path	D5	Path	D6	Path
1	{1}	1	1-2	$\infty$	-	4	1-4	$\infty$	-	$\infty$	-
2	{1,2}	1	1-2	4	1-2-3	4	1-4				
3	{1,2,3}	1	1-2	4	1-2-3	4	1-4	2	1-2-5	6	1-2-3-6
4	{1,2,3,5}	1	1-2	4	1-2-3	3	1-2-5-1	2	1-2-5	6	1-2-3-6
5	{1,2,3,4,5}	1	1-2	4	1-2-3	3	1-2-5-1	2	1-2-5	6	1-2-3-6
6	{1,2,3,4,5,6}	1	1-2	4	1-2-3	3	1-2-5-1	2	1-2-5	6	1-2-3-6

# Bellman-Ford Algorithm

q Notation:

$h$  = Number of hops being considered

$D_n^{(h)}$  = Cost of  $h$ -hop path from  $s$  to  $n$

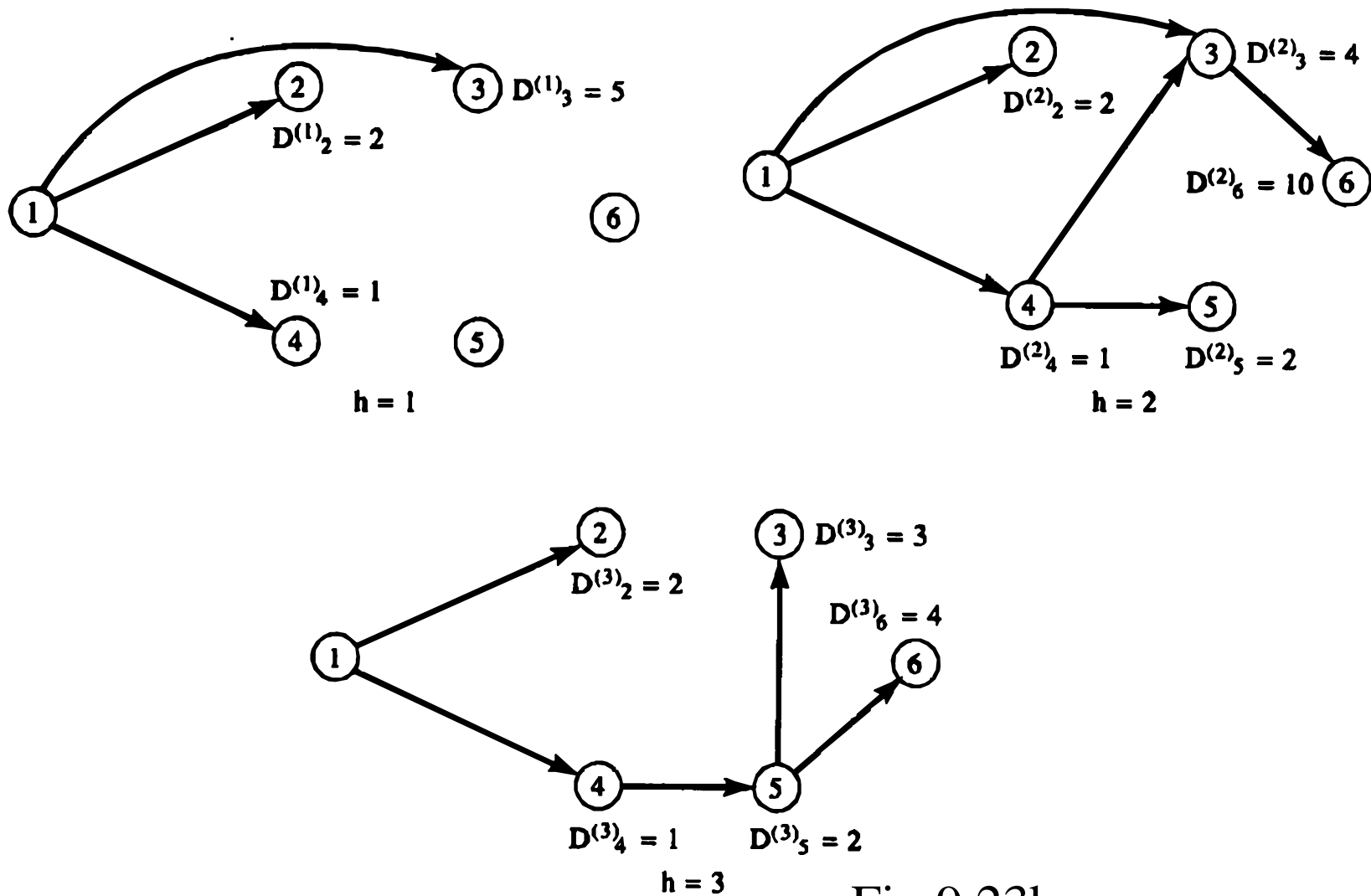
q Method: Find all nodes 1 hop away  
Find all nodes 2 hops away  
Find all nodes 3 hops away

q Initialize:  $D_n^{(h)} = \infty$  for all  $n \neq s$ ;  $D_n^{(h)} = 0$  for all  $h$

q Find  $j$ th node for which  $h+1$  hops cost is minimum

$$D_n^{(h+1)} = \min_j [D_j^{(h)} + d_{jn}]$$

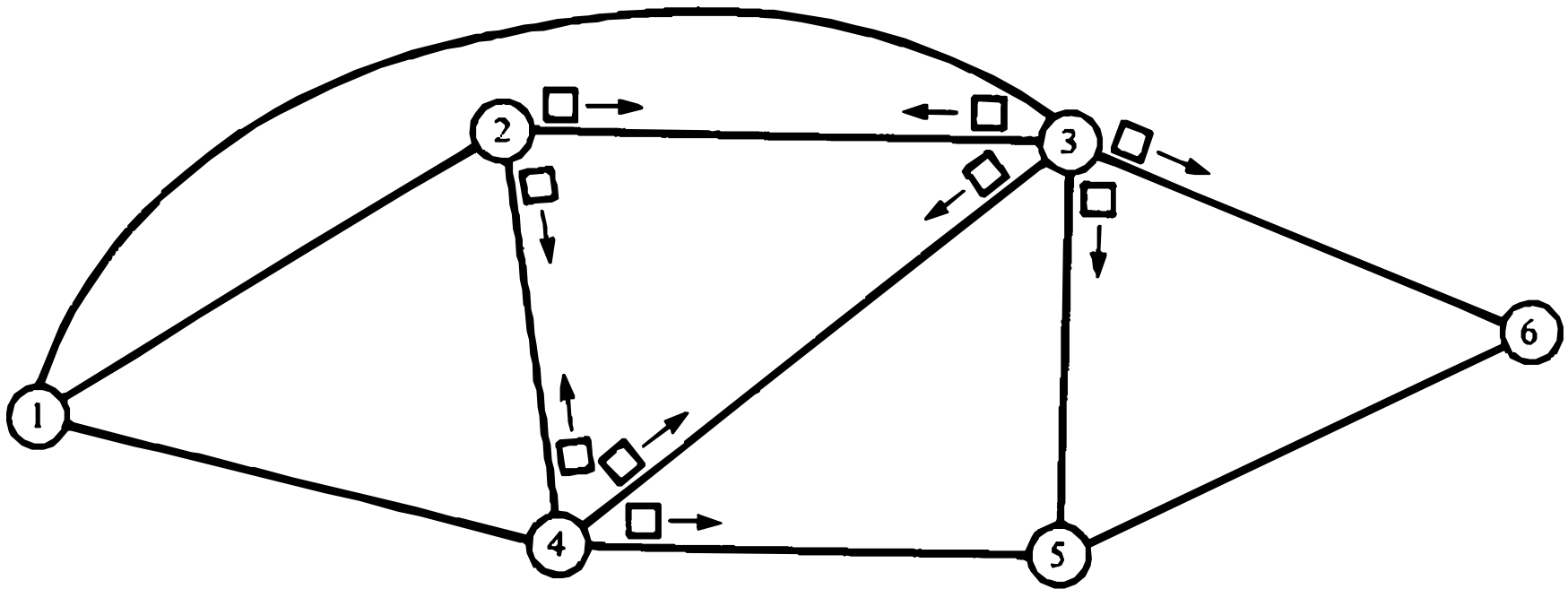
# Example



# Example (Cont)

<b>h</b>	<b>D(h<sub>2</sub>)</b>	<b>Path</b>	<b>D(h<sub>3</sub>)</b>	<b>Path</b>	<b>D(h<sub>4</sub>)</b>	<b>Path</b>	<b>D(h<sub>5</sub>)</b>	<b>Path</b>	<b>D(h<sub>6</sub>)</b>	<b>Path</b>
0	∞	-	∞	-	∞	-	∞	-	∞	-
1	2	1-2	5	1-3	1	1-4	∞	-	∞	-
2	2	1-2	4	1-4-3	1	1-4	2	1-4-5	10	1-3-6
3	2	1-2	3	1-4-5-3	1	1-4	2	1-4-5	4	1-4-5-6
4	2	1-2	3	1-4-5-3	1	1-4	2	1-4-5	4	1-4-5-6

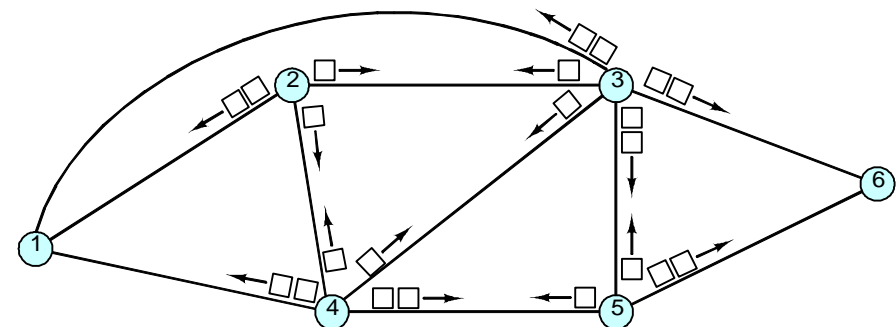
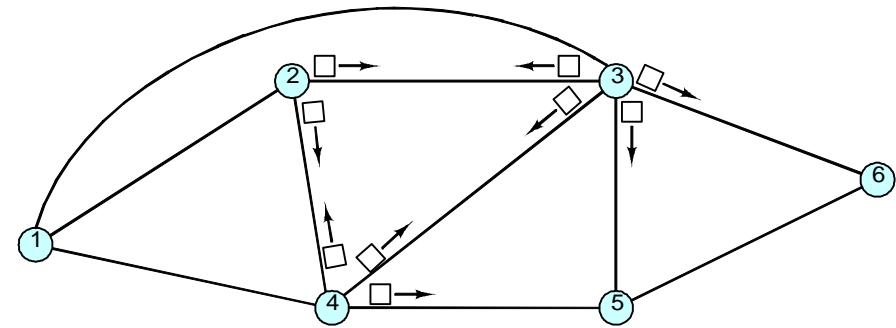
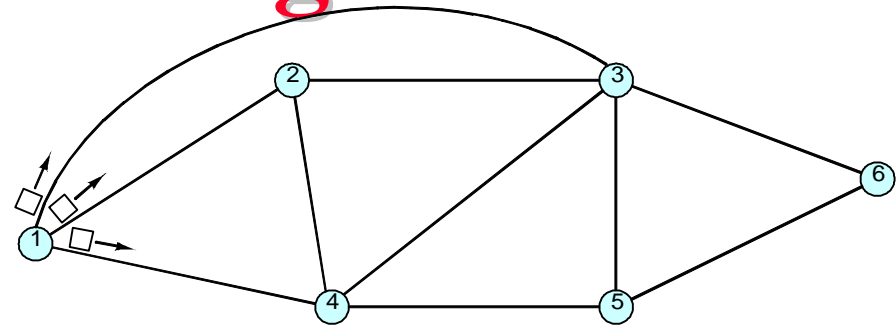
# Flooding





# Flooding

- q Uses all possible paths
- q Uses minimum hop path Used for source routing



# ARPAnet Routing (1969-78)

- q Features: Cost=Queue length,
- q Each node sends a vector of costs (to all nodes) to neighbors. Distance vector
- q Each node computes new cost vectors based on the new info using Bellman-Ford algorithm

# ARPAnet Routing Algorithm

Desti- Next  
nation Delay node

1	0	$\tilde{N}$
2	2	2
3	5	3
4	1	4
5	6	3
6	8	3

$\underbrace{\hspace{10em}}_{D^1 \quad S^1}$

(a) Node 1's routing table before update

2	3	1
0	3	2
3	0	2
2	2	0
3	1	1
5	3	3

$\underbrace{\hspace{10em}}_{D^2 \quad D^3 \quad D^4}$

(b) Delay vectors sent to neighbor nodes

Desti- Next  
nation Delay node

1	0	$\tilde{N}$
2	2	2
3	3	4
4	1	4
5	2	4
6	4	4

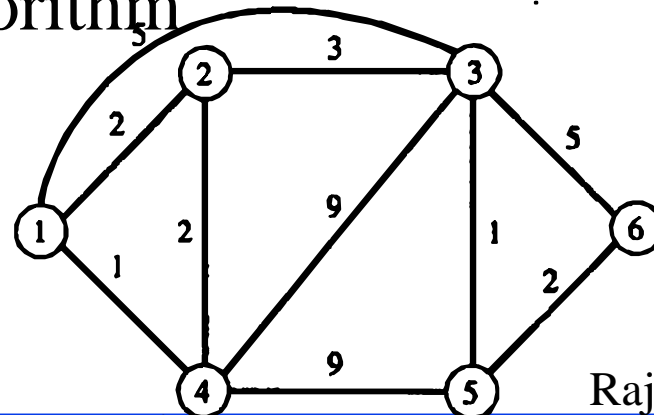
$1,2 = 2$   
 $1,3 = 5$   
 $1,4 = 1$

(c) Node 1's routing table after update and link c

Fig 9.9

# ARPAnet Routing (1979-86)

- q Problem with earlier algorithm: Thrashing (packets went to areas of low queue length rather than the destination), Speed not considered
- q Solution: Cost=Measured delay over 10 seconds
- q Each node floods a vector of cost to neighbors. Link-state. Converges faster after topology changes.
- q Each node computes new cost vectors based on the new info using Dijkstra's algorithm



# ARPAnet Routing (1987+)

- q Problem with 2nd Method: Correlation between delays reported and those experienced later : High in light loads, low during heavy loads
  - ⇒ Oscillations under heavy loads
  - ⇒ Unused capacity at some links, over-utilization of others, More variance in delay more frequent updates
  - More overhead

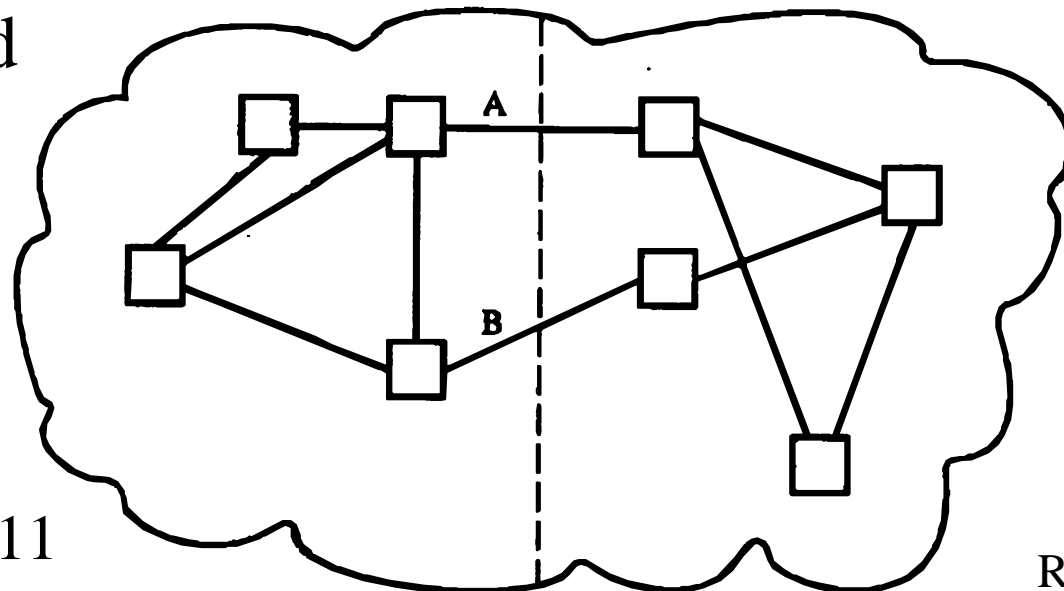
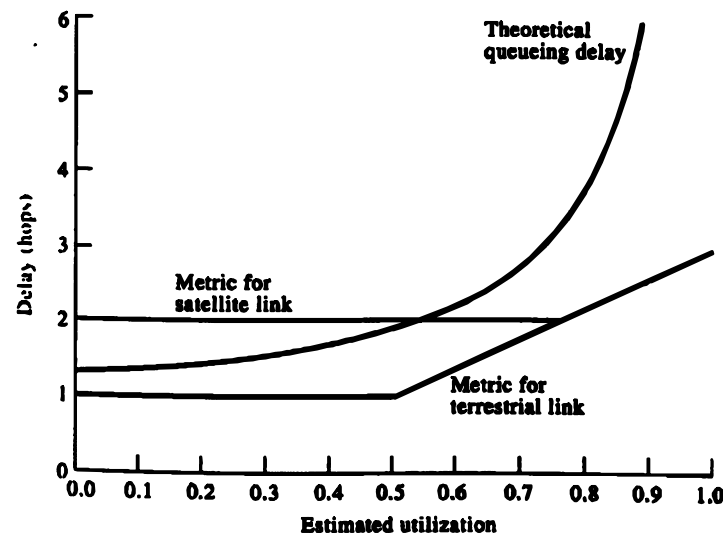



Fig 9.11

# Routing Algorithm

- q Delay is averaged over 10 s
- q Link utilization =  $r = 2(s-t)/(s-2t)$   
where  $t$ =measured delay,  
 $s$ =service time per packet (600 bit times)
- q Exponentially weighted average utilization  
 $U(n+1) = \alpha U(n) + (1-\alpha)r(n+1)$   
 $= 0.5 U(n) + 0.5 r(n+1)$  with  $\alpha = 0.5$
- q Link cost =  $fn(U)$



# Summary



- q Distance Vector and Link State
- q Routing: Least-cost, Flooding, Adaptive
- q Dijkstra's and Bellman-Ford algorithms
- q ARPAnet

# Homework

- q Read Sections 10.1, 10.2, and Appendix 10A of Stallings' sixth edition.
- q Submit answer to Exercise 10.4 (in b assume a unidirectional single loop), 10.10, and 10.16
- q Due: Next class