

# Operational Laws



Raj Jain

Washington University in Saint Louis

Saint Louis, MO 63130

Jain@cse.wustl.edu

Audio/Video recordings of this lecture are available at:

<http://www.cse.wustl.edu/~jain/cse567-15/>



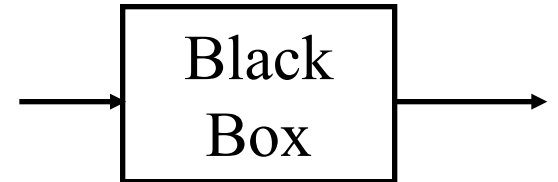
- ❑ What is an Operational Law?
  1. Utilization Law
  2. Forced Flow Law
  3. Little's Law
  4. General Response Time Law
  5. Interactive Response Time Law
  6. Bottleneck Analysis

# Operational Laws

- ❑ Relationships that do not require any assumptions about the distribution of service times or inter-arrival times.
- ❑ Identified originally by Buzen (1976) and later extended by Denning and Buzen (1978).
- ❑ **Operational**  $\Rightarrow$  Directly measured.
- ❑ **Operationally testable assumptions**
  - $\Rightarrow$  assumptions that can be verified by measurements.
    - For example, whether number of arrivals is equal to the number of completions?
    - This assumption, called job flow balance, is operationally testable.
    - A set of observed service times is or is not a sequence of independent random variables is not operationally testable.

# Operational Quantities

- Quantities that can be directly measured during a finite observation period.



- $T =$  Observation interval  $A_i =$  Number of arrivals
- $C_i =$  Number of completions  $B_i =$  Busy time  $B_i$

$$\text{Arrival Rate } \lambda_i = \frac{\text{Number of arrivals}}{\text{Time}} = \frac{A_i}{T}$$

$$\text{Throughput } X_i = \frac{\text{Number of completions}}{\text{Time}} = \frac{C_i}{T}$$

$$\text{Utilization } U_i = \frac{\text{Busy Time}}{\text{Total Time}} = \frac{B_i}{T}$$

$$\text{Mean service time } S_i = \frac{\text{Total time Served}}{\text{Number served}} = \frac{B_i}{C_i}$$

# Utilization Law

$$\begin{aligned}\text{Utilization } U_i &= \frac{\text{Busy Time}}{\text{Total Time}} = \frac{B_i}{T} \\ &= \frac{C_i}{T} \times \frac{B_i}{C_i} = \frac{\text{Completions}}{\text{Time}} \times \frac{\text{Busy Time}}{\text{Completions}} \\ &= \text{Throughput} \times \text{Mean Service Time} = X_i S_i\end{aligned}$$

- This is one of the operational laws
- Operational laws are similar to the elementary laws of motion  
For example,

$$d = \frac{1}{2}at^2$$

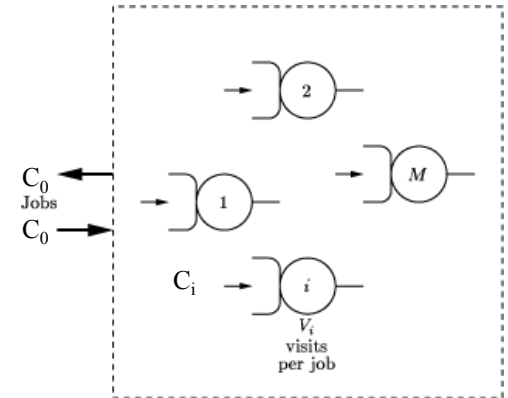
- Notice that distance  $d$ , acceleration  $a$ , and time  $t$  are **operational quantities**. No need to consider them as expected values of random variables or to assume a distribution.

## Example 33.1

- ❑ Consider a network gateway at which the packets arrive at a rate of  $125$  packets per second and the gateway takes an average of two milliseconds to forward them.
- ❑ Throughput  $X_i =$  Exit rate  $=$  Arrival rate  $= 125$  packets/second
- ❑ Service time  $S_i = 0.002$  second
- ❑ Utilization  $U_i = X_i S_i = 125 \times 0.002 = 0.25 = 25\%$
- ❑ This result is valid for any arrival or service process. Even if inter-arrival times and service times to are not IID random variables with exponential distribution.

# Forced Flow Law

- ❑ Relates the system throughput to individual device throughputs.
- ❑ In an open model, System throughput = # of jobs leaving the system per unit time
- ❑ In a closed model, System throughput = # of jobs traversing OUT to IN link per unit time.
- ❑ If observation period  $T$  is such that  $A_i = C_i$   $\Rightarrow$  Device satisfies the assumption of *job flow balance*.
- ❑ Each job makes  $V_i$  requests for  $i^{\text{th}}$  device in the system
- ❑  $C_i = C_0 V_i$  or  $V_i = C_i / C_0$   $V_i$  is called visit ratio
- ❑ System throughput  $X = \frac{\text{Jobs completed}}{\text{Total time}} = \frac{C_0}{T}$



# Forced Flow Law (Cont)

- Throughput of  $i^{\text{th}}$  device:

$$\text{Device Throughput } X_i = \frac{C_i}{T} = \frac{C_i}{C_0} \times \frac{C_0}{T}$$

- In other words:

$$X_i = X V_i$$

- This is the **forced flow law**.



# Bottleneck Device

- Combining the forced flow law and the utilization law, we get:

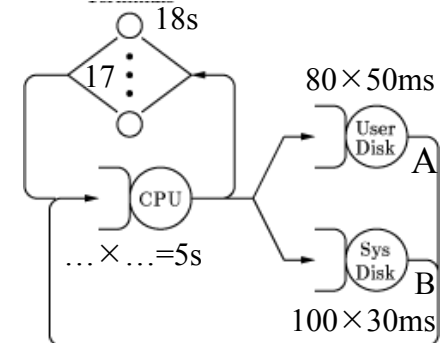
$$\begin{aligned}\text{Utilization of } i^{\text{th}} \text{ device } U_i &= X_i S_i \\ &= X V_i S_i \\ U_i &= X D_i\end{aligned}$$

- Here  $D_i = V_i S_i$  is the total service demand on the device for all visits of a job.
- The device with the highest  $D_i$  has the highest utilization and is the **bottleneck device**.

## Example 33.2

- ❑ In a timesharing system, accounting log data produced the following profile for user programs.
  - Each program requires five seconds of CPU time, makes 80 I/O requests to the disk A and 100 I/O requests to disk B.
  - Average think-time of the users was 18 seconds.
  - From the device specifications, it was determined that disk A takes 50 milliseconds to satisfy an I/O request and the disk B takes 30 milliseconds per request.
  - With 17 active terminals, disk A throughput was observed to be 15.70 I/O requests per second.
- ❑ We want to find the system throughput and device utilizations.

$$\begin{array}{ll}
 D_{CPU} = 5 \text{ seconds} & V_A = 80, \\
 V_B = 100, & Z = 18 \text{ seconds}, \\
 S_A = 0.050 \text{ seconds}, & S_B = 0.030 \text{ seconds}, \\
 N = 17, \text{ and} & X_A = 15.70 \text{ jobs/second}
 \end{array}$$



# Example 33.2 (Cont)

$$\begin{aligned}
 D_{CPU} &= 5 \text{ seconds} & V_A &= 80, \\
 V_B &= 100, & Z &= 18 \text{ seconds}, \\
 S_A &= 0.050 \text{ seconds}, & S_B &= 0.030 \text{ seconds}, \\
 N &= 17, \text{ and} & X_A &= 15.70 \text{ jobs/second}
 \end{aligned}$$

- Since the jobs must visit the CPU before going to the disks or terminals, the CPU visit ratio is:  $V_{CPU} = V_A + V_B + 1 = 181$

$$D_{CPU} = 5 \text{ seconds}$$

$$D_A = S_A V_A = 0.050 \times 80 = 4 \text{ seconds}$$

$$D_B = S_B V_B = 0.030 \times 100 = 3 \text{ seconds}$$

- Using the forced flow law, the throughputs are:

$$X = \frac{X_A}{V_A} = \frac{15.70}{80} = 0.1963 \text{ jobs/second}$$

$$\begin{aligned}
 X_{CPU} &= X V_{CPU} = 0.1963 \times 181 \\
 &= 35.48 \text{ requests/second}
 \end{aligned}$$

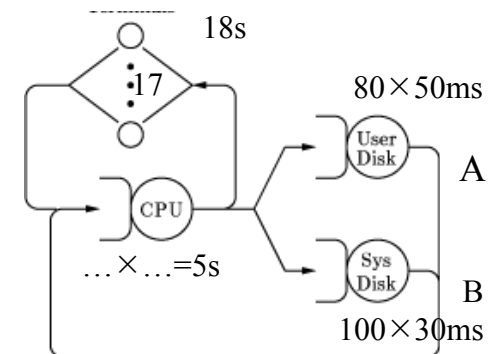
$$\begin{aligned}
 X_B &= X V_B = 0.1963 \times 100 \\
 &= 19.6 \text{ requests/second}
 \end{aligned}$$

- Using the utilization law, the device utilizations are:

$$U_{CPU} = X D_{CPU} = 0.1963 \times 5 = 98\%$$

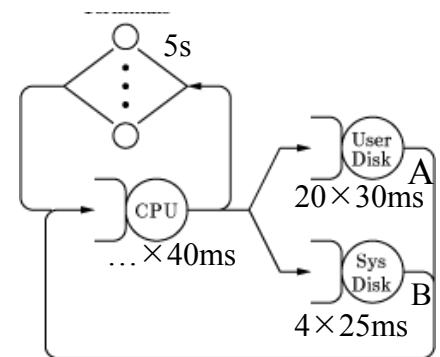
$$U_A = X D_A = 0.1963 \times 4 = 78.4\%$$

$$U_B = X D_B = 0.1963 \times 3 = 58.8\%$$



# Homework 33A

- ❑ The visit ratios and service time per visit for a system are as shown:
- ❑ For each device what is the total service demand:
  - CPU:  $V_i = \underline{\hspace{2cm}}, S_i = \underline{\hspace{2cm}}, D_i = \underline{\hspace{2cm}}$
  - Disk A:  $V_i = \underline{\hspace{2cm}}, S_i = \underline{\hspace{2cm}}, D_i = \underline{\hspace{2cm}}$
  - Disk B:  $V_i = \underline{\hspace{2cm}}, S_i = \underline{\hspace{2cm}}, D_i = \underline{\hspace{2cm}}$
  - Terminals:  $V_i = \underline{\hspace{2cm}}, S_i = \underline{\hspace{2cm}}, D_i = \underline{\hspace{2cm}}$
- ❑ If disk A utilization is 50%, what's the utilization of CPU and Disk B?
  - $X_A = U_A / D_A = \underline{\hspace{2cm}}$
  - $U_{CPU} = X D_{CPU} = \underline{\hspace{2cm}}$
  - $U_B = X D_B = \underline{\hspace{2cm}}$
- ❑ What is the bottleneck device?



Key:  $U_i = X_i S_i = X D_i, D_i = S_i V_i, X = X_i / V_i$

# Transition Probabilities

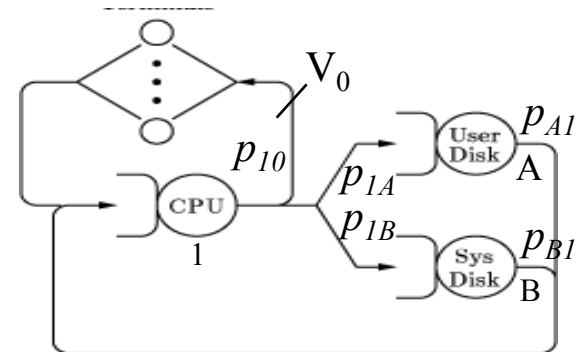
- $p_{ij}$  = Probability of a job moving to  $j^{\text{th}}$  queue after service completion at  $i^{\text{th}}$  queue
- Visit ratios and transition probabilities are equivalent in the sense that given one we can always find the other.
- In a system with job flow balance:  $C_j = \sum_{i=0}^M C_i p_{ij}$   
 $i = 0 \Rightarrow$  visits to the outside link
- $p_{i0}$  = Probability of a job exiting from the system after completion of service at  $i^{\text{th}}$  device
- Dividing by  $C_0$  we get:

$$V_j = \sum_{i=0}^M V_i p_{ij}$$

# Transition Probabilities (Cont)

- Since each visit to the outside link is defined as the completion of the job, we have:  $V_0 = 1$
- These are called **visit ratio equations**
- In central server models, after completion of service at every queue, the jobs always move back to the CPU queue:

$$p_{i1} = 1 \quad \forall i \neq 1$$
$$p_{ij} = 0 \quad \forall i, j \neq 1$$



# Transition Probabilities (Cont)

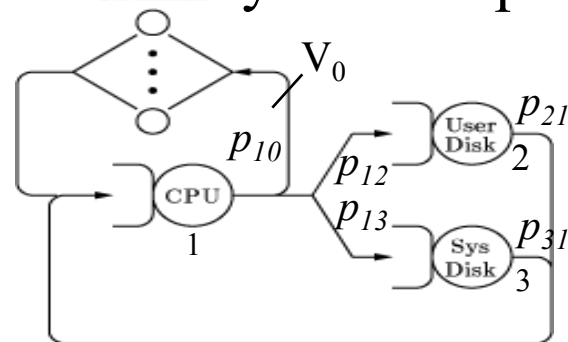
- The above probabilities apply to exit and entrances from the system ( $i=0$ ), also. Therefore, the visit ratio equations become:

$$1 = V_1 p_{10} \quad \Rightarrow \quad V_1 = \frac{1}{p_{10}}$$

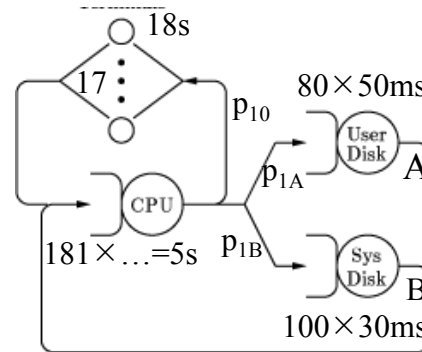
$$V_1 = 1 + V_2 + V_3 + \dots + V_M$$

$$V_j = V_1 p_{1j} = \frac{p_{1j}}{p_{10}} \quad j = 2, 3, \dots, M$$

- Thus, we can find the visit ratios by dividing the probability  $p_{1j}$  of moving to  $j^{\text{th}}$  queue from CPU by the exit probability  $p_{10}$ .



## Example 33.3



- Consider the queueing network:
- The visit ratios are  $V_A=80$ ,  $V_B=100$ , and  $V_{CPU}=181$ .
- After completion of service at the CPU the probabilities of the job moving to disk A, disk B, or terminals are  $80/181$ ,  $100/181$ , and  $1/181$ , respectively. Thus, the transition probabilities are  $p_{1A}=0.4420$ ,  $p_{1B}=0.5525$ , and  $p_{10}=0.005525$ .
- Given the transition probabilities, we can find the visit ratios by dividing these probabilities by the exit probability (0.005525):

$$V_A = \frac{p_{1A}}{p_{10}} = \frac{0.4420}{0.005525} = 80$$

$$V_B = \frac{p_{1B}}{p_{10}} = \frac{0.5525}{0.005525} = 100$$

$$V_{CPU} = 1 + V_A + V_B = 1 + 80 + 100 = 181$$



# Little's Law

Mean number in the device

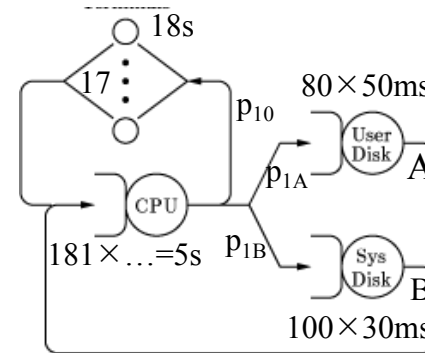
= Arrival rate  $\times$  Mean time in the device

$$Q_i = \lambda_i R_i$$

- If the job flow is balanced, the arrival rate is equal to the throughput and we can write:

$$Q_i = X_i R_i$$

## Example 33.4



- The average queue length in the computer system of Example 33.2 was observed to be: 8.88, 3.19, and 1.40 jobs at the CPU, disk A, and disk B, respectively. What were the response times of these devices?
- In Example 33.2, the device throughputs were determined to be:  $X_{CPU} = 35.48$ ,  $X_A = 15.70$ , and  $X_B = 19.6$
- The new information given in this example is:  
 $Q_{CPU} = 8.88$ ,  $Q_A = 3.19$ , and  $Q_B = 1.40$
- Using Little's law, the device response times are:  
 $R_{CPU} = Q_{CPU}/X_{CPU} = 8.88/35.48 = 0.250$  seconds  
 $R_A = Q_A/X_A = 3.19/15.70 = 0.203$  seconds  
 $R_B = Q_B/X_B = 1.40/19.6 = 0.071$  seconds

# General Response Time Law

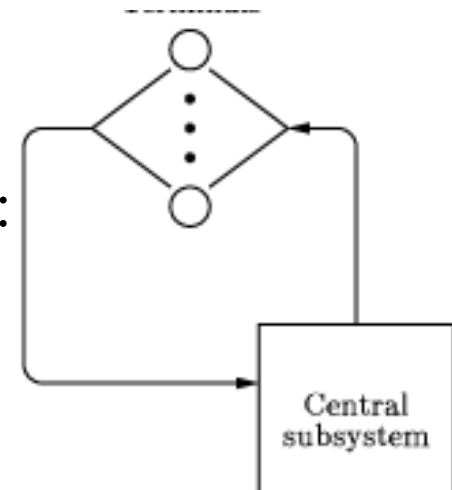
- There is one terminal per user and the rest of the system is shared by all users.
- Applying Little's law to the central subsystem:

$$Q = X R$$

- Here,
- $Q$  = Total number of jobs in the system
- $R$  = system response time
- $X$  = system throughput

$$Q = Q_1 + Q_2 + \cdots + Q_M$$

$$X R = X_1 R_1 + X_2 R_2 + \cdots + X_M R_M$$



# General Response Time Law (Cont)

$$XR = X_1R_1 + X_2R_2 + \cdots + X_MR_M$$

- Dividing both sides by  $X$  and using forced flow law:

$$R = V_1R_1 + V_2R_2 + \cdots + V_MR_M$$

- or,

$$R = \sum_{i=1}^M R_i V_i$$

- This is called the **general response time law**.

## Example 33.5

- Let us compute the response time for the timesharing system of Example 33.4
- For this system:

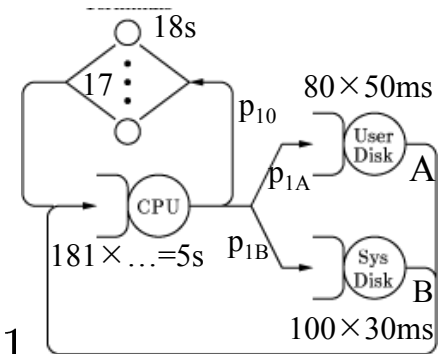
$$V_{CPU} = 181, V_A = 80, \text{ and } V_B = 100$$

$$R_{CPU} = 0.250, R_A = 0.203, \text{ and } R_B = 0.071$$

- The system response time is:

$$\begin{aligned} R &= R_{CPU}V_{CPU} + R_A V_A + R_B V_B \\ &= 0.250 \times 181 + 0.203 \times 80 + 0.071 \times 100 \\ &= 68.6 \end{aligned}$$

- The system response time is 68.6 seconds.



# Homework 33B

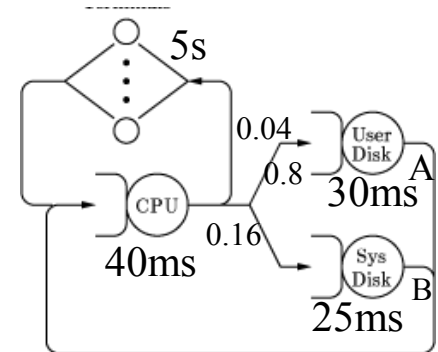
- The transition probabilities of jobs exiting CPU and device service times are as shown.

- Find the visit ratios:

- $V_A = p_{1A}/p_{10} = \underline{\hspace{2cm}}$

- $V_B = p_{1B}/p_{10} = \underline{\hspace{2cm}}$

- $V_{CPU} = 1 + V_A + V_B = \underline{\hspace{2cm}}$



- The queue lengths at CPU, disk A, and disk B was observed to be 6, 3, and 1, respectively. The system throughput is 1 jobs/sec.

What is the system response time?

- $R_{CPU} = Q_{CPU}/X_{CPU} = Q_{CPU}/(X V_{CPU}) = \underline{\hspace{2cm}}$

- $R_A = Q_A/(X_A) = \underline{\hspace{2cm}}$

- $R_B = Q_B/(X_B) = \underline{\hspace{2cm}}$

- $R = R_{CPU} V_{CPU} + R_A V_A + R_B V_B = \underline{\hspace{2cm}}$

- Check:  $Q = X R$   $\underline{\hspace{2cm}}$

Key:  $U_i = X_i S_i = X D_i$ ,  $D_i = S_i V_i$ ,  $X = X_i/V_i$ ,  $Q_i = X_i R_i$ ,  $R = \sum_{i=1}^M R_i V_i$

# Interactive Response Time Law

- If  $Z = \text{think-time}$ ,  $R = \text{Response time}$ 
  - The total cycle time of requests is  $R+Z$
  - Each user generates about  $T/(R+Z)$  requests in  $T$

- If there are  $N$  users:

$$\begin{aligned}\text{System throughput } X &= \text{Total \# of requests/Total time} \\ &= N(T/(R + Z))/T \\ &= N/(R + Z)\end{aligned}$$

or

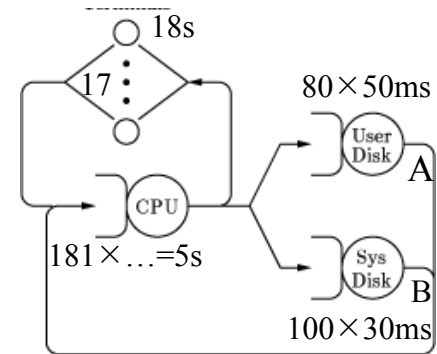
$$R = (N/X) - Z$$

- This is the interactive response time law

## Example 33.6

- For the timesharing system of Example 33.2:

$$X = 0.1963, N = 17, \text{ and } Z = 18$$



The response time can be calculated as follows:

$$R = \frac{N}{X} - Z = \frac{17}{0.1963} - 18 = 86.6 - 18 = 68.6 \text{ seconds}$$

- This is the same as that obtained earlier in Example 33.5.



# Review of Operational Laws

## □ Operational quantities:

Can be measured by operations personnel

$V_i$  = # of visits per job to device  $i$

$S_i$  = Service time per job at device  $i$

$D_i$  = Total service demands per job at device  $i = S_i V_i$

$X_i$  = Throughput of device  $i$

$X$  = Throughput of the system

$Z$  = User think time

$N$  = Number of users in a time shared system

## □ Operational assumptions: That can be easily validated.

# Input = # output (**flow balance**) can be validated

Distributions and independence can not be validated.

## □ Operational Laws: Relationships between operational quantities

These apply regardless of distribution, burstiness, arrival patterns.

The only assumption is flow balance.

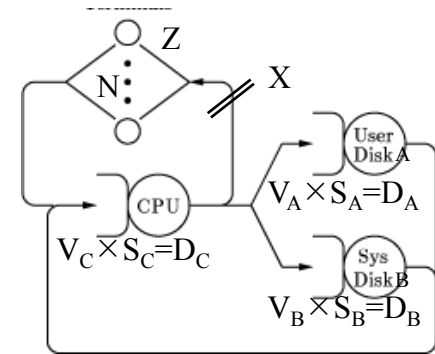
1. Utilization Law:  $U = X_i S_i = X D_i$

2. Forced Flow Law:  $X_i = X V_i$

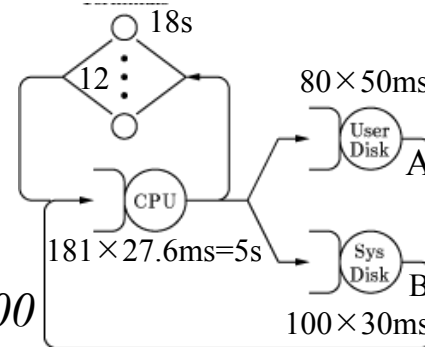
3. Little's Law:  $Q_i = X_i R_i$

4. General Response Time Law:  $R = \sum R_i V_i$

5. Interactive Response Time Law:  $R = N/X - Z$



# Example



## Operational quantities:

Can be measured by operations personnel

$$V_i = \# \text{ of visits per job to device } i = 181, 80, 100$$

$$S_i = \text{Service time per job at device } i = 27.6ms, 50ms, 30ms$$

$$D_i = \text{Total service demands per job at device } i = S_i V_i = 5s, 4s, 3s$$

$$Z = \text{User think time} = 18s$$

$$N = \text{Number of users in a time shared system} = 12$$

## Operational Laws: Given $U_A = 75\%$ , $Q_A = 2.41$ , $Q_B = 1.21$ , $Q_C = 5$

1. Utilization Law:  $U = X_i S_i = X D_i$

$$X = U_A / D_A = 0.75 / 4 = 0.188 \text{ jobs/s}$$

$$U_C = X \times D_C = 0.188 \times 5 = 0.939$$

$$U_B = X \times D_B = 0.188 \times 3 = 0.563$$

2. Forced Flow Law:  $X_i = X V_i$

$$X_A = X \times 80 = 0.188 \times 80 = 15 \text{ jobs/s}$$

$$X_B = X \times 100 = 0.188 \times 100 = 18.8 \text{ jobs/s}$$

$$X_C = X \times 181 = 0.188 \times 181 = 34 \text{ jobs/s}$$

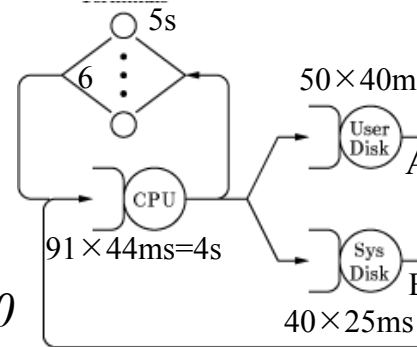
3. Little's Law:  $Q_i = X_i R_i$

$$R_A = Q_A / X_A = 2.41 / 15 = 0.161, R_B = 1.21 / 18.8 = 0.064, R_C = 5 / 34 = 0.147$$

4. General Response Time Law:  $R = \sum R_i V_i = 0.161 \times 80 + 0.064 \times 100 + 0.147 \times 181 = 45.89s$

5. Interactive Response Time Law:  $R = N / X - Z = 12 / 0.188 - 18 = 45.83s$

# Homework 33C



## Operational quantities:

Can be measured by operations personnel

$$V_i = \# \text{ of visits per job to device } i = 91, 50, 40$$

$$S_i = \text{Service time per job at device } i = 0.044s, 0.040s, 0.025s$$

$$Z = \text{User think time} = 5s \quad N = \text{Number of users} = 6$$

## Operational Laws: Given $U_A = 48\%$ , $R_A = 0.0705s$ , $R_B = 0.0323s$ , $R_C = 0.1668s$

1.  $D_i = \text{Total service demands per job at device } i = S_i V_i$

$$D_C = S_C V_C = \underline{\hspace{2cm}} \times \underline{\hspace{2cm}} = \underline{\hspace{2cm}}, D_A = \underline{\hspace{2cm}} \times \underline{\hspace{2cm}} = \underline{\hspace{2cm}}, D_B = \underline{\hspace{2cm}} \times \underline{\hspace{2cm}} = \underline{\hspace{2cm}}$$

2. Utilization Law:  $U = X_i S_i = X D_i$

$$X = U_A / D_A = \underline{\hspace{2cm}} / \underline{\hspace{2cm}} = \underline{\hspace{2cm}} \text{ jobs/s}$$

$$U_C = X D_C = \underline{\hspace{2cm}} \times \underline{\hspace{2cm}} = \underline{\hspace{2cm}}$$

$$U_B = X D_B = \underline{\hspace{2cm}} \times \underline{\hspace{2cm}} = \underline{\hspace{2cm}}$$

3. Forced Flow Law:  $X_i = X V_i$

$$X_A = X V_A = \underline{\hspace{2cm}} \times \underline{\hspace{2cm}} = \underline{\hspace{2cm}} \text{ jobs/s}$$

$$X_B = X V_B = \underline{\hspace{2cm}} \times \underline{\hspace{2cm}} = \underline{\hspace{2cm}} \text{ jobs/s}$$

$$X_C = X V_C = \underline{\hspace{2cm}} \times \underline{\hspace{2cm}} = \underline{\hspace{2cm}} \text{ jobs/s}$$

4. Little's Law:  $Q_i = X_i R_i$

$$Q_A = \underline{\hspace{2cm}} \times \underline{\hspace{2cm}} = \underline{\hspace{2cm}}, Q_B = \underline{\hspace{2cm}} \times \underline{\hspace{2cm}} = \underline{\hspace{2cm}}, Q_C = \underline{\hspace{2cm}} \times \underline{\hspace{2cm}} = \underline{\hspace{2cm}}$$

5. General Response Time Law:  $R = \sum R_i V_i$

$$= \underline{\hspace{2cm}} \times \underline{\hspace{2cm}} + \underline{\hspace{2cm}} \times \underline{\hspace{2cm}} + \underline{\hspace{2cm}} \times \underline{\hspace{2cm}} = \underline{\hspace{2cm}} \text{ s}$$

6. Interactive Response Time Law:  $R = N/X - Z = \underline{\hspace{2cm}} / \underline{\hspace{2cm}} - \underline{\hspace{2cm}} = \underline{\hspace{2cm}} \text{ s}$

# Bottleneck Analysis

- ❑ From forced flow law:

$$U_i \propto D_i$$

- ❑ The device with the highest total service demand  $D_i$  has the highest utilization and is called the bottleneck device.
- ❑ Note: Delay centers can have utilizations more than one without any stability problems. Therefore, delay centers cannot be a bottleneck device.
- ❑ Only queueing centers used in computing  $D_{max}$ .
- ❑ The bottleneck device is the key limiting factor in achieving higher throughput.

# Bottleneck Analysis (Cont)

- ❑ Improving the bottleneck device will provide the highest payoff in terms of system throughput.
- ❑ Improving other devices will have little effect on the system performance.
- ❑ Identifying the bottleneck device should be the first step in any performance improvement project.

# Asymptotic Bounds

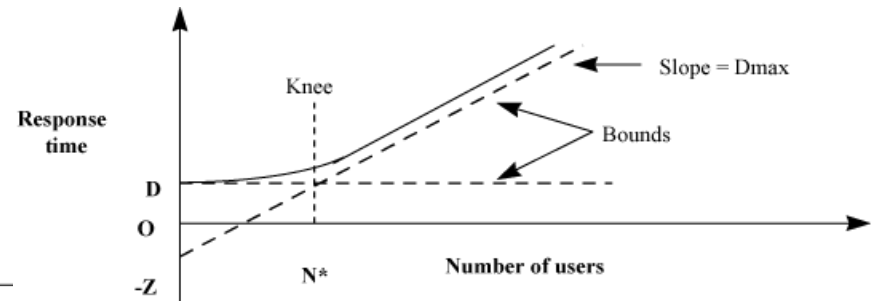
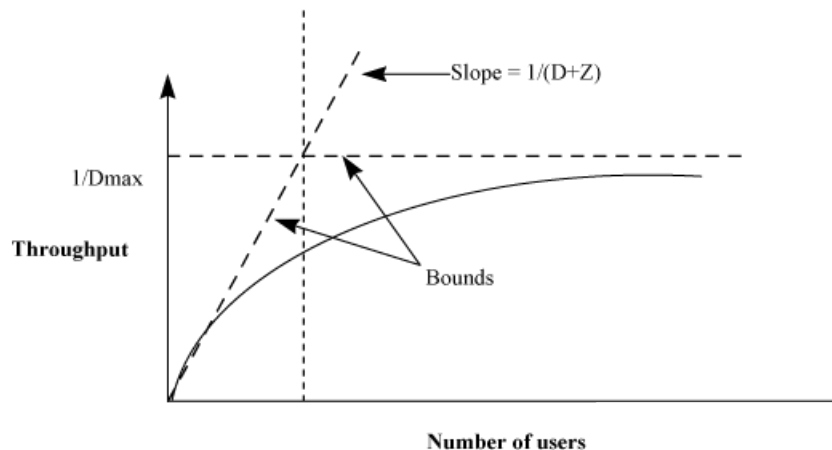
- Throughput and response times of the system are bound as follows:

$$X(N) \leq \min\left\{\frac{1}{D_{max}}, \frac{N}{D+Z}\right\}$$

and

$$R(N) \geq \max\{D, ND_{max} - Z\}$$

- Here,  $D = \sum D_i$  is the sum of total service demands on all devices except terminals.



# Asymptotic Bounds: Proof

- The asymptotic bounds are based on the following observations:
  1. The utilization of any device cannot exceed one. This puts a limit on the maximum obtainable throughput.
  2. The response time of the system with  $N$  users cannot be less than a system with just one user. This puts a limit on the minimum response time.
  3. The interactive response time formula can be used to convert the bound on throughput to that on response time and vice versa.

# Proof (Cont)

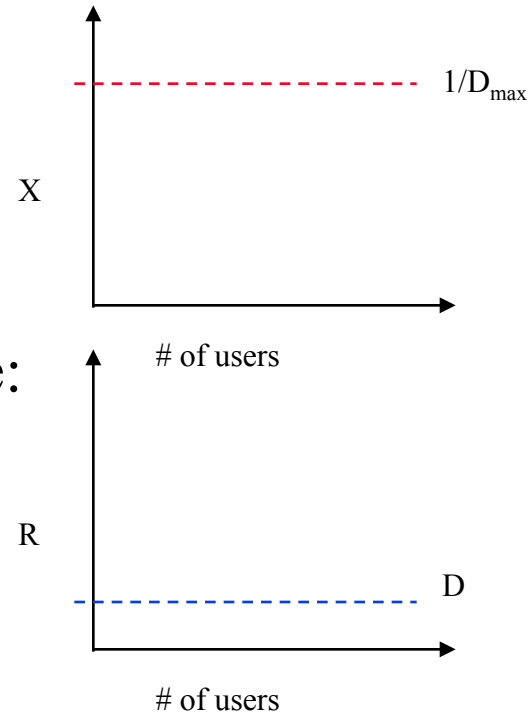
1. For the bottleneck device  $b$ :

$$U_b = X D_{max}$$

Since  $U_b$  cannot be more than one:

$$X D_{max} \leq 1$$

$$X \leq \frac{1}{D_{max}}$$



2. With just one job in the system, there is no queueing and the system response time is simply the sum of the service demands:

$$R(1) = D_1 + D_2 + \dots + D_M = D$$

With more than one user there may be some queueing and so the response time will be higher. That is:

$$R(N) \geq D$$



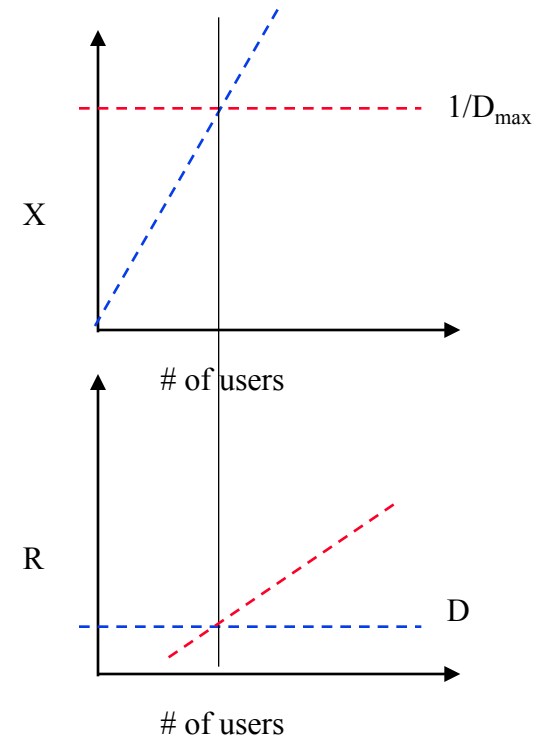
# Proof (Cont)

3. Applying the interactive response time law to the bounds:

$$R = (N/X) - Z$$

$$R(N) = \frac{N}{X(N)} - Z \geq ND_{max} - Z$$

$$X(N) = \frac{N}{R(N) + Z} \leq \frac{N}{D + Z}$$



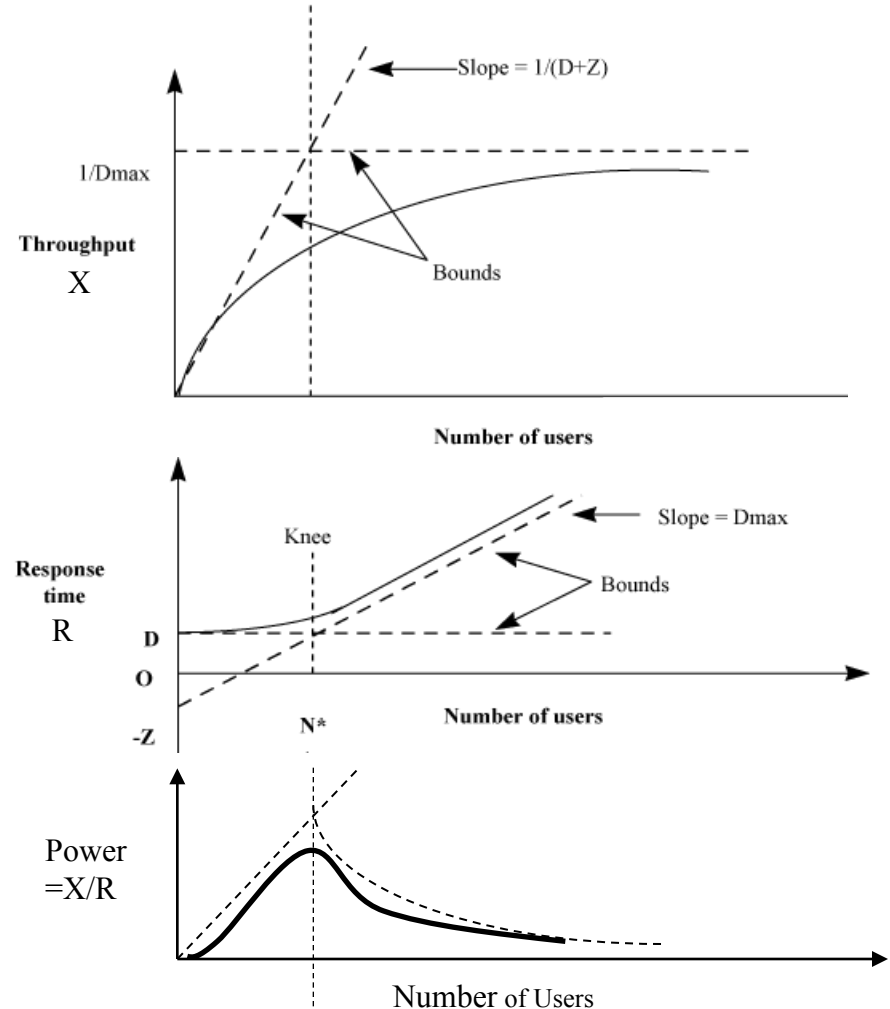
# Optimal Operating Point

- The number of jobs  $N^*$  at the knee is given by:

$$D = N^* D_{max} - Z$$

$$N^* = \frac{D + Z}{D_{max}}$$

- If the number of jobs is more than  $N^*$ , then we can say with certainty that there is queueing somewhere in the system.
- The asymptotic bounds can be easily explained to people who do not have any background in queueing theory or performance analysis.
- Control Strategy:  
Increase  $N$  iff  $dP/dN$  is positive



## Example 33.7

- For the timesharing system of Example 33.2:

$$D_{CPU} = 5, D_A = 4, D_B = 3, Z = 18$$

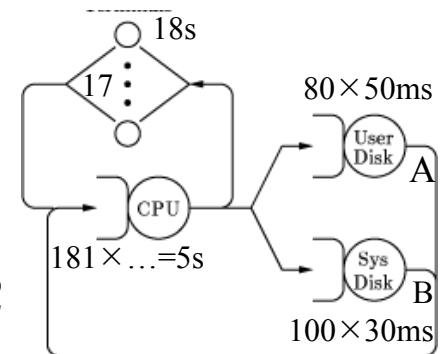
$$D = D_{CPU} + D_A + D_B = 5 + 4 + 3 = 12$$

$$D_{max} = D_{CPU} = 5$$

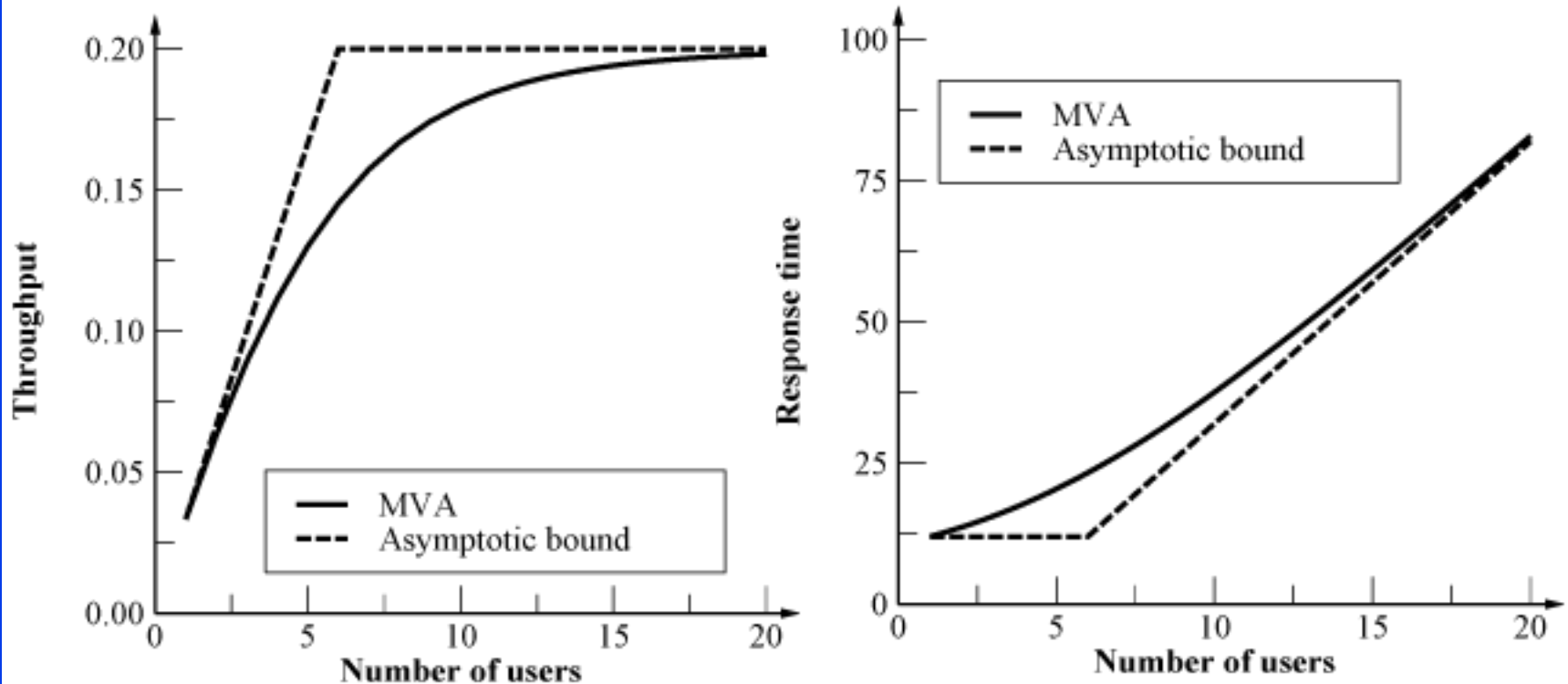
- The asymptotic bounds are:

$$X(N) \leq \min \left\{ \frac{N}{D + Z}, \frac{1}{D_{max}} \right\} = \min \left\{ \frac{N}{30}, \frac{1}{5} \right\}$$

$$R(N) \geq \max\{D, ND_{max} - Z\} = \max\{12, 5N - 18\}$$



# Example 33.7: Asymptotic Bounds



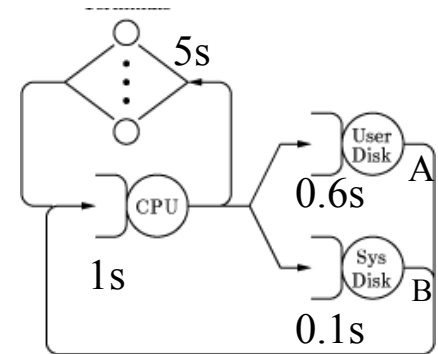
□ The knee occurs at:

$$12 = 5N^* - 18$$

$$N^* = \frac{12 + 18}{5} = \frac{30}{5} = 6$$

# Homework 33D

- ❑ The total demands on various devices are as shown.
- ❑ What is the minimum response time?  
 $R = D = D_{\text{CPU}} + D_A + D_B = \underline{\hspace{2cm}}$
- ❑ What is the bottleneck device?
- ❑ What is the maximum possible utilization of disk B?  
 $U_B = \underline{\hspace{2cm}}$
- ❑ What is the maximum possible throughput?  $X = \underline{\hspace{2cm}}$
- ❑ What is the upper bound on throughput with N users?



- 
- ❑ What is the lower bound on response time with N users?

- 
- ❑ What is the knee capacity of this system?

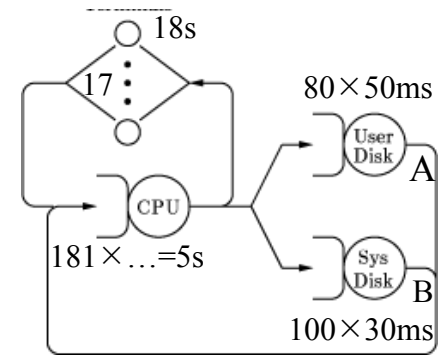
Key:  $R \geq \max \{D, ND_{\max} - Z\}$ ,  $X \leq \min \{1/D_{\max}, N/(D+Z)\}$

## Example 33.8

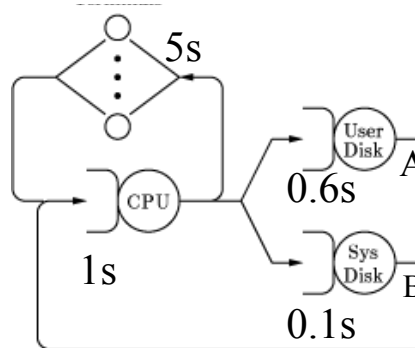
- ❑ How many terminals can be supported on the timesharing system of Example 33.2 if the response time has to be kept below 100 seconds?
- ❑ Using the asymptotic bounds on the response time we get:

$$R(N) \geq \max\{12, 5N - 18\}$$


- ❑ The response time will be more than 100, if:  $5N - 18 \geq 100$
- ❑ That is, if:  $N \geq 23.6$  the response time is bound to be more than 100. Thus, the system cannot support more than 23 users if a response time of less than 100 is required.



# Homework 33E



- For this system, which device would be the bottleneck if:
- The CPU is replaced by another unit that is twice as fast? \_\_\_\_\_
- Disk A is replaced by another unit that is twice as slow? \_\_\_\_\_
- Disk B is replaced by another unit that is twice as slow? \_\_\_\_\_
- The memory size is reduced so that the jobs make 25 times more visits to disk B due to increased page faults? \_\_\_\_\_



# Summary

Utilization Law:	$U_i = X_i S_i = X D_i$
Forced Flow Law:	$X_i = X V_i$
Little's Law:	$Q_i = X_i R_i$
General Response Time Law:	$R = \sum_{i=1}^M R_i V_i$
Interactive Response Time Law:	$R = \frac{N}{X} - Z$
Asymptotic Bounds:	$R \geq \max\{D, N D_{max} - Z\}$
	$X \leq \min\{1/D_{max}, N/(D + Z)\}$

## □ Symbols:

$D$	=	Sum of service demands on all devices = $\sum_i D_i$
$D_i$	=	Total service demand per job for $i$ th device = $S_i V_i$
$D_{max}$	=	Service demand on the bottleneck device = $\max_i \{D_i\}$
$N$	=	Number of jobs in the system
$Q_i$	=	Number in the $i$ th device
$R$	=	System response time
$R_i$	=	Response time per visit to the $i$ th device
$S_i$	=	Service time per visit to the $i$ th device
$U_i$	=	Utilization of $i$ th device
$V_i$	=	Number of visits per job to the $i$ th device
$X$	=	System throughput
$X_i$	=	Throughput of the $i$ th device
$Z$	=	Think time