

WiMAX

Part II: MAC

Raj Jain

Professor of CSE

Washington University in Saint Louis

Saint Louis, MO 63130

Jain@cse.wustl.edu

Audio/Video recordings of this lecture are available on-line at:

<http://www.cse.wustl.edu/~jain/cse574-08/>



- ❑ Key Features
- ❑ QoS Classes
- ❑ ARQ, Hybrid ARQ (HARQ)
- ❑ Protocol Structure
- ❑ Payload Header Suppression
- ❑ MAC Headers
- ❑ Scheduling and Link Adaptation

WiMAX MAC: Key Features

- ❑ Flexible and Extensible - Same MAC for all current and future PHYs
- ❑ Modular: Several optional features. Negotiable SS/BS features
- ❑ Multiple Topologies: PTP, PMP, mesh
- ❑ Multiple Antenna Technologies: Adaptive Antennas, MIMO
- ❑ Multiple Protocol Payloads: ATM, Packets (IP or Ethernet), W or w/o header suppression
- ❑ Flexible Retransmission Policies: ARQ, HARQ
- ❑ TDD and FDD Support
- ❑ Variety of Subscribers: Several per subscriber or per connection parameters
- ❑ Integrated QoS
- ❑ Security

Base Station and Subscriber Stations

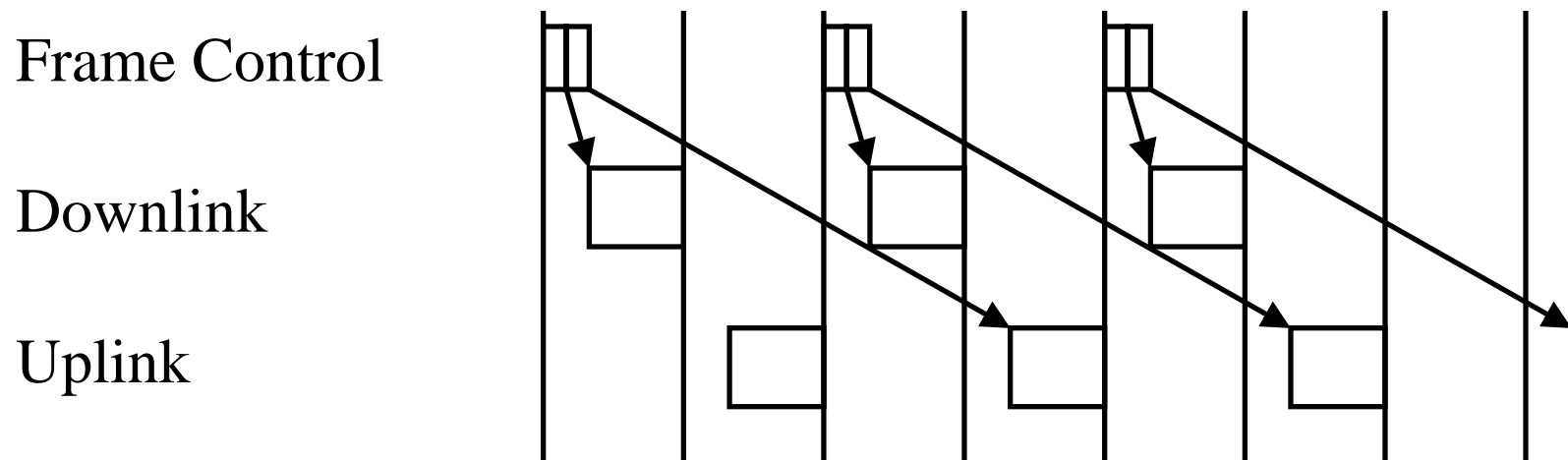
- ❑ Base Station (BS): Controls the entire system, frame size, scheduling, admission control, QoS, Ranging, clock synchronization, power control and handoff.
 - All traffic goes through BS
- ❑ Subscriber Station (SS): Find BS, Acquire PHY synchronization, Obtain MAC parameters, Generate bandwidth requests, make local scheduling decisions, follow transmission/reception schedule from BS, perform initial ranging, maintenance ranging, power control
- ❑ Mobile Station (MS): Mobility management, Handoff, Power Conservation

Framing and Duplexing

- ❑ Burst = n MPDUs with per burst CRC
- ❑ Burst Profile: Modulation type, FEC, preamble type, guard time
- ❑ Downlink Interval Usage Code (DIUC): Identifies burst profile
- ❑ DL Channel Descriptor (DCD): Describes DL PHY. Broadcast periodically by BS. Frame duration, Defines DIUCs.
- ❑ Uplink Interval Usage Code (UIUC): Identifies UL burst profiles
- ❑ UL Channel Descriptor (UCD): Describes UL PHY.

MAP Time Relevance

- ❑ DL MAP always refers to current frame
- ❑ UL MAP may be broadcast one frame ahead
- ❑ FDD UL MAP allows for a round-trip delay and MAP processing time



Connections and Service Flows

- ❑ Service Flows = Higher layer flows
- ❑ Each Service flow has a connection
- ❑ Extra connections for management and control
- ❑ 16-bit CID \Rightarrow 65,535 connections
- ❑ Each station has many connections with BS:
 - Initial Ranging CID
 - Basic CID
 - Primary Management CID
 - Secondary Management CID: Higher layer
 - Multicast Polling CID: Bandwidth requests

IEEE 802.16 – QoS Classes

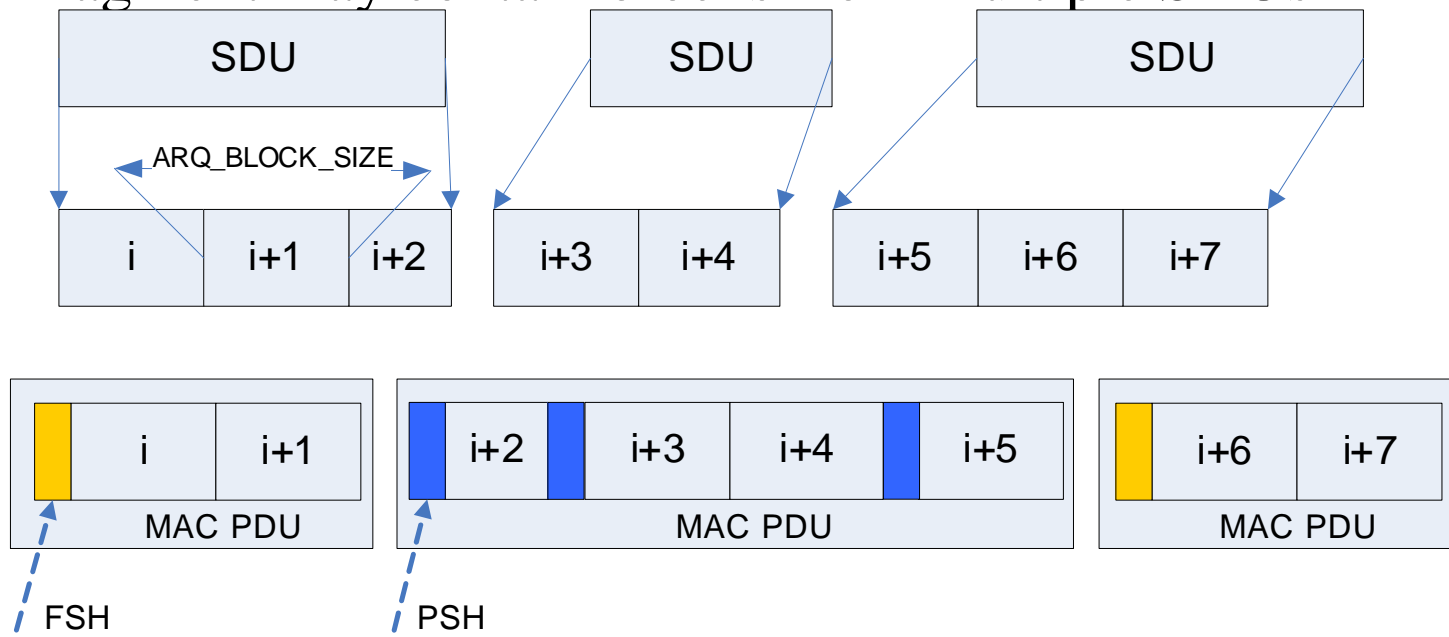
Connection oriented: All traffic is assigned a connection

Five Service Classes:

1. Unsolicited Grant Service (UGS): CBR traffic, e.g., voice
Specified throughput, delay, and delay jitter
2. Enhanced Real-Time Polling Service (ertPS):
Silence suppressed voice. On/off UGS.
3. Real-Time Polling Services (rtPS):
rtVBR, e.g., streaming video.
Specified peak and average throughput, delay and delay jitter.
4. Non-Real-Time Polling Service (nrtPS): nrtVBR, e.g., FTP.
Specified peak and average throughput
5. Best Effort (BE); No throughput or delay guarantees

ARQ

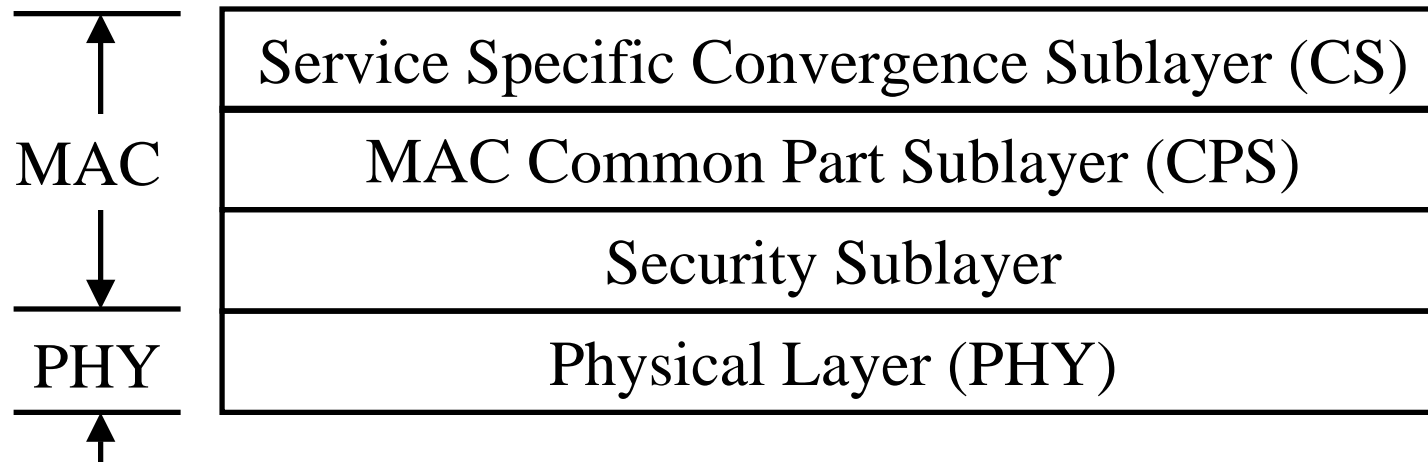
- ❑ Allows selective repeat (Stop and Wait, go back n)
- ❑ ARQ block size negotiated at connection setup
Depends upon the Type of Service (ToS), expected delay, etc
- ❑ ARQ block cannot be fragmented
- ❑ A fragment may contain blocks from multiple SDUs



Hybrid (HARQ)

- ❑ Only in OFDMA PHY
- ❑ Four variants (subpackets) of the burst
- ❑ 2nd subpacket is sent iff 1st is not received correctly
 - ⇒ Stop and Wait with immediate or synchronous acks
 - ⇒ Dedicated PHY channel for acks
- ❑ The receiver tries to decode using both 1st and 2nd subpackets
- ❑ Process continues until success or 4th subpacket

IEEE 802.16 Protocol Structure



- ❑ CS: All functions that are specific to a higher layer protocol
 - Classify SDUs based on MAC address, VLANs, priorities
 - Assigns Service Flow ID (SFID) and a connection identifier
 - Optional payload header suppression (PHS)
- ❑ CPS:
 - Fragmentation and reassembly of large MAC SDUs
 - Packing and unpacking of several small MAC SDUs

IEEE 802.16 Protocol Structure (Cont)

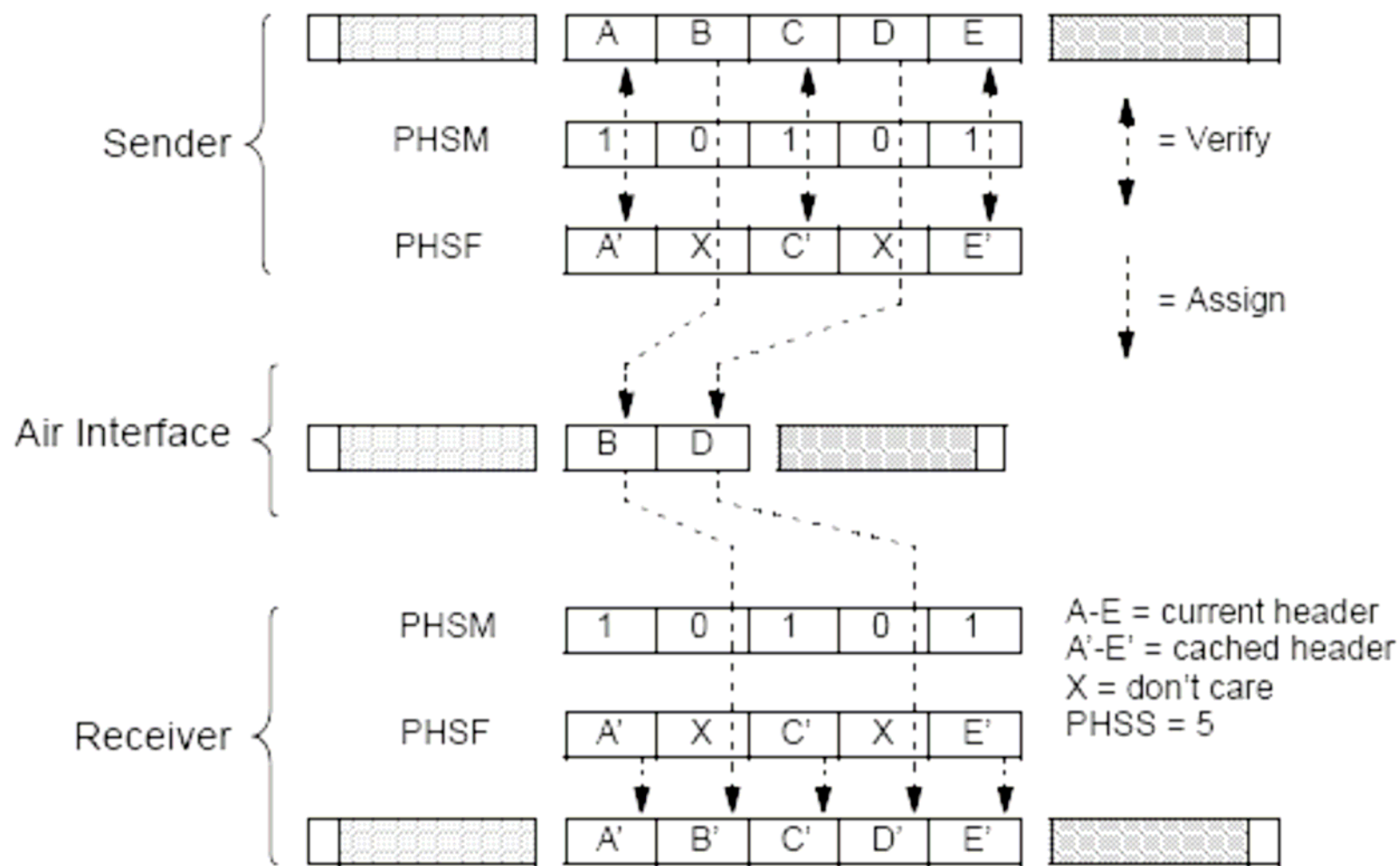
- QoS control, Scheduling
- Bandwidth request
- Automatic repeat request (ARQ)

Payload Header Suppression



- ❑ PHS Fixed = Fixed header bytes
- ❑ PHS Mask = Which bytes?
- ❑ PHS Index = Which rule?
Indicates mask and fixed values
- ❑ PHS Verify \Rightarrow Compare before removing

Payload Header Suppression (Cont)



MAC Headers

- Generic MAC Header: Total 6 bytes per MPDU

| | | | | | | | |
|-------------|----------------|--------------|---------------|--------------|-----|-----------------------|--------------|
| Header Type | Encryp Control | Payload Type | CRC Indicator | Encryp Key # | Len | Connection Identifier | Header Check |
| 1b | 1b | 6b | 1b | 2b | 11b | 16b | 8b |

Header type: Generic or Stand-alone

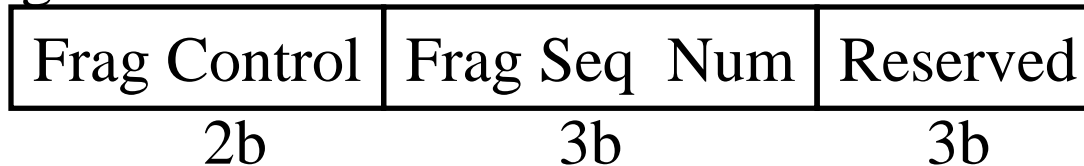
Payload type bits: Fast Feedback allocation/Grant management, Packing, Fragmentation, Frag/packing with ARQ, ARQ feedback, Mesh

- Bandwidth Request Header: Total 6 bytes

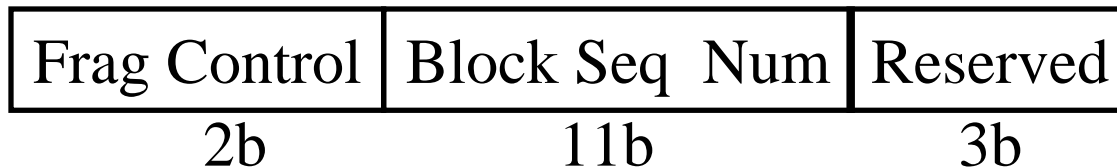
| | | | | | |
|-------------|--------------------|-----------------------------|---------------------------|-----|-----|
| Header Type | Encryption Control | Type: Incremental/Aggregate | Bandwidth Request (Bytes) | CID | HCS |
| 1b | 1b | 3b | 11b | 16b | 8b |

Fragmentation Subheader

- ❑ Fragmentation Control: 00=No Frag, 01 Last Frag, 10=First Frag, 11=Middle
- ❑ Fragment Seq #: Mod 8 or mod 2048
- ❑ Block Seq #: Sequence # of the first block in this SDU
- ❑ Regular Fragmentation Subheader:



- ❑ ARQ Fragmentation Subheader

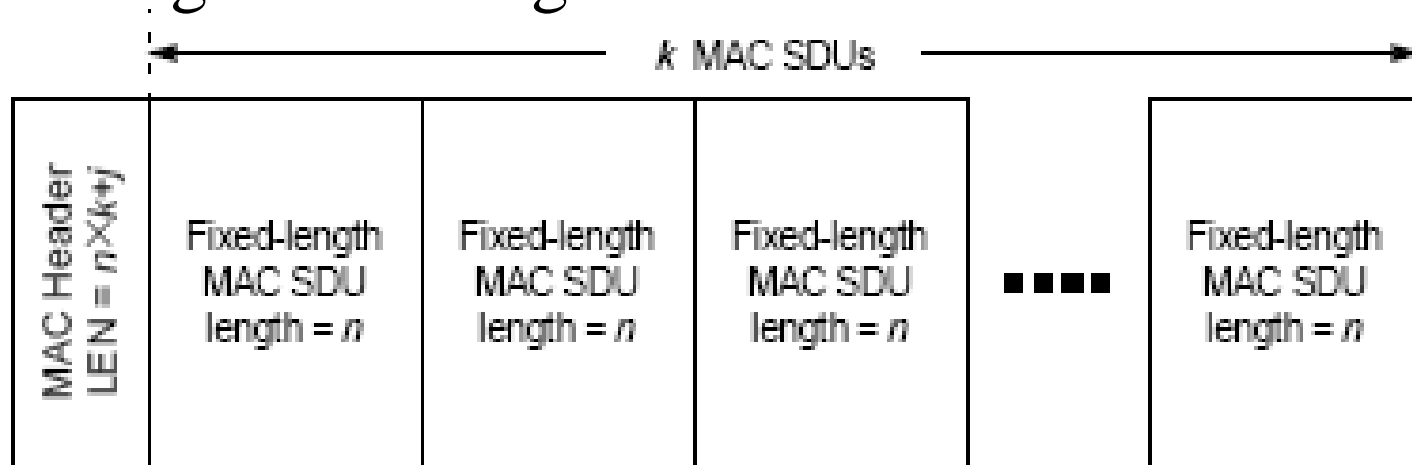


- ❑ Extended Fragmentation Subheader

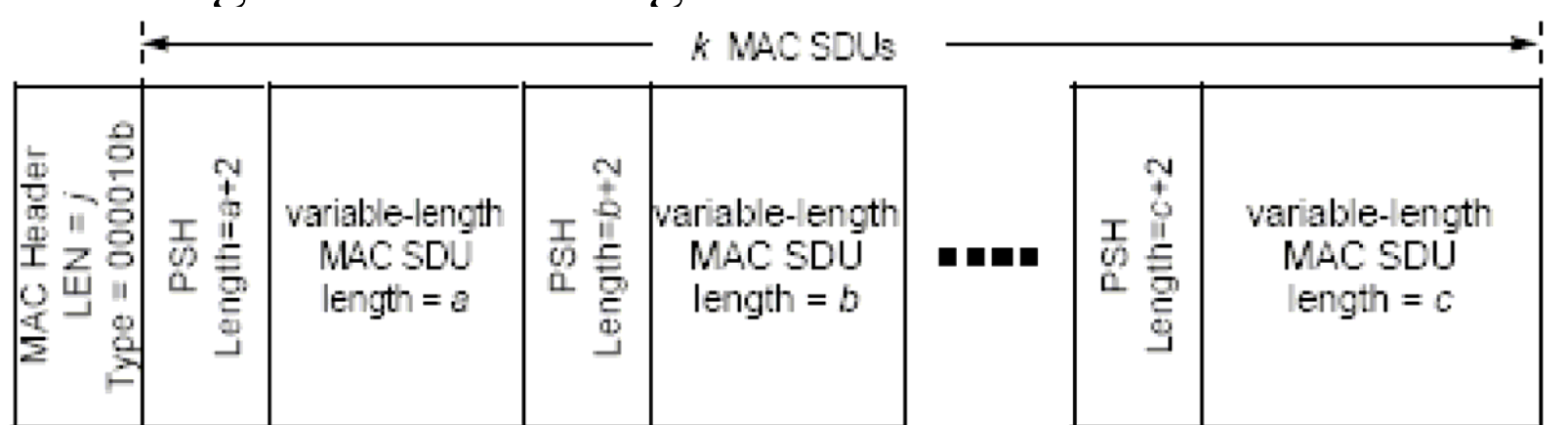


Packing Subheader

❑ Packing Fixed Length SDUs




❑ Packing Variable Length SDUs

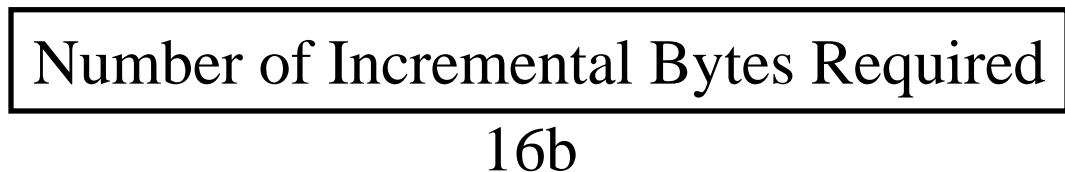


Grant Management Subheader

- ❑ Piggybacked bandwidth request
- ❑ UGS connections may use UGS-GMSH
 - Slip indicator: Backlog building up

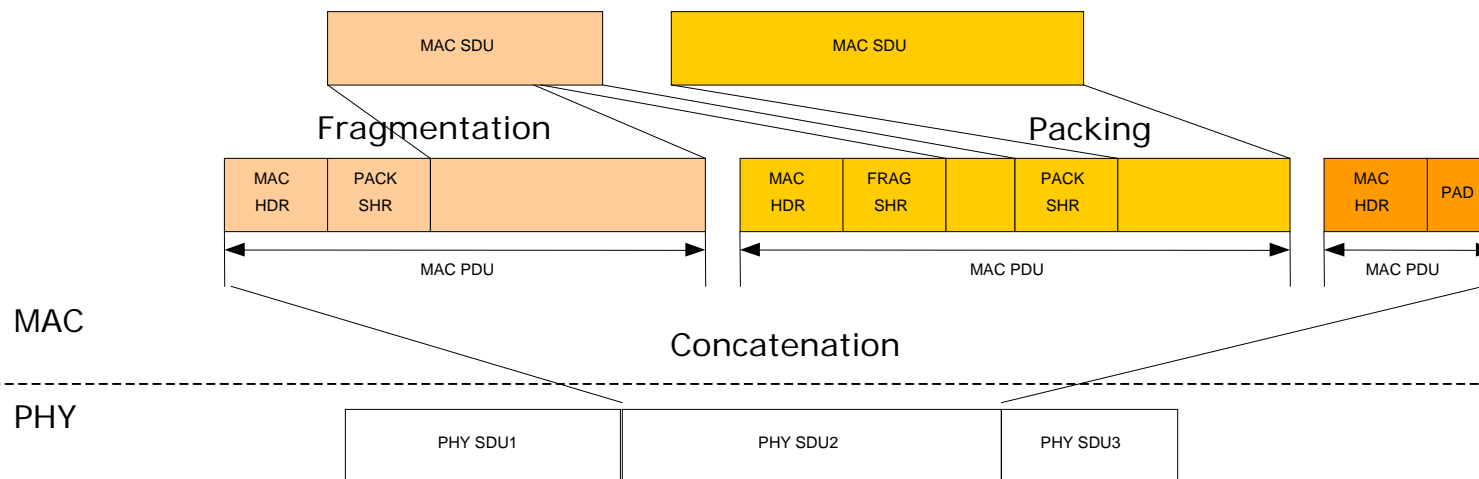


- ❑ Non-UGS connections use simple GMSH



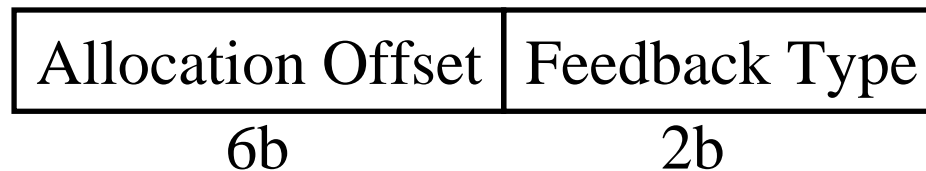
Fragmentation, Packing, Concatenation

- ❑ Fragmentation with or without ARQ
- ❑ Packing: Fixed size SDU or variable size SDU
- ❑ Concatenation: Multiple PDUs in a burst



Fast Feedback Allocation Subheader

- ❑ Request feedback from an SS with Advanced Antenna System
- ❑ Allocation offset: Number of slots after which the SS should send the feedback (in UL subframe after 2 frames from now)
- ❑ Feedback type: DL measurement, MIMO feedback, antenna #0, MIMO feedback Antenna #1, MIMO mode



ARQ Feedback Information Element

| | | | | | | | |
|-----|------|----------|------------------|-----------|---------|---------|---------|
| CID | Last | Ack Type | Block Seq Number | #Ack Maps | Ack Map | Ack Map | Ack Map |
| 16b | 1b | 2b | 11b | 2b | 16b | 16b | 16b |

- ❑ Last ⇒ last in a series of ARQ feedback IEs packed together
- ❑ # Ack Maps: In this IE
- ❑ Ack Type:
 - 00=Selective (Starting BSN and Bit map)
 - 01=Cumulative (Ending successful BSN, no bit map)
 - 10=Cumulative with selective (Successful up to BSN and a bit map)
 - 11=cumulative with BSN (1 bit status for n blocks)

Scheduling and Link Adaptation


□ Scheduling:

- Base schedules usage of the air link among the subscribers
- Packet schedulers at the base and subscribers give transmission opportunities to multiple connection queues

□ Link Adaptation

- Base determines the contents of the DL and UL portions of each frame
- Base determines the appropriate burst profile (code rate, modulation level and so on) for each subscriber
- Base determines the bandwidth requirements of the individual subscribers based on the service classes of the connections and on the status of the traffic queues at the base and subscriber.

Summary



- ❑ Centralized resource allocation at base station
Guaranteed QoS
- ❑ Efficient use of available bits
 - Flexing fragmentation and packing
 - ARQ and HARQ
- ❑ Complex scheduling to provide guarantees under variable conditions