

Wireless Protocols for IoT Part III: ZigBee



Raj Jain
Washington University in Saint Louis
Saint Louis, MO 63130
Jain@cse.wustl.edu

These slides and audio/video recordings of this class lecture are at:
<http://www.cse.wustl.edu/~jain/cse574-16/>



1. ZigBee Features, Versions, Device Types, Topologies
2. ZigBee Protocol Architecture
3. ZigBee Application, ZigBee Application Support Layer
4. Network Layer, Routing: AODV, DSR
5. ZigBee Smart Energy V2

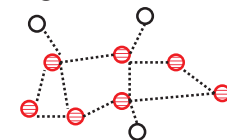

Note: This is the 3rd lecture in series of class lectures on IoT. Bluetooth, Bluetooth Smart, IEEE 802.15.4 were covered in the previous lectures..

ZigBee Overview

- ❑ Industrial monitoring and control applications requiring small amounts of data, turned off most of the time (<1% duty cycle), e.g., wireless light switches, meter reading, patient monitoring
- ❑ Ultra-low power, low-data rate, multi-year battery life
- ❑ Power management to ensure low power consumption.
- ❑ Less Complex. 32kB protocol stack vs 250kB for Bluetooth
- ❑ **Range:** 1 to 100 m, up to 65000 nodes.
- ❑ **Tri-Band:**
 - 16 Channels at 250 kbps in 2.4GHz ISM
 - 10 Channels at 40 kb/s in 915 MHz ISM band
 - One Channel at 20 kb/s in European 868 MHz band

ZigBee Overview (Cont)

- ❑ IEEE 802.15.4 MAC and PHY.
Higher layer and interoperability by ZigBee Alliance
 - ❑ Up to 254 devices or 64516 simpler nodes
 - ❑ Named after zigzag dance of the honeybees
Direction of the dance indicates the location of food
 - ❑ Multi-hop ad-hoc mesh network
- Multi-Hop Routing:** message to non-adjacent nodes
Ad-hoc Topology: No fixed topology. Nodes discover each other
Mesh Routing: End-nodes help route messages for others
Mesh Topology: Loops possible



PRO Features

- ❑ **Stochastic addressing:** A device is assigned a random address and announced. Mechanism for address conflict resolution. Parents don't need to maintain assigned address table.
- ❑ **Link Management:** Each node maintains quality of links to neighbors. Link quality is used as link cost in routing.
- ❑ **Frequency Agility:** Nodes experience interference report to channel manager (e.g., trust center), which then selects another channel
- ❑ **Multicast**
- ❑ **Many-to-One Routing:** To concentrator
- ❑ **Asymmetric Link:** Each node has different transmit power and sensitivity. Paths may be asymmetric.
- ❑ **Fragmentation** and Reassembly

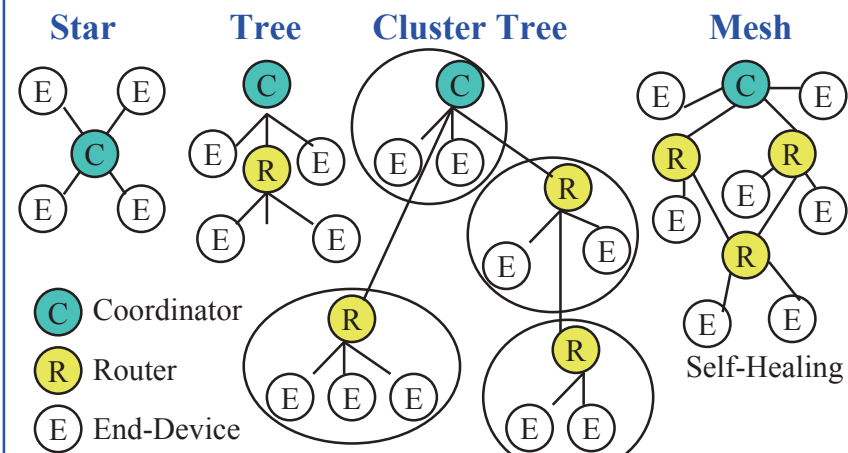
Pro Features (Cont)

- ❑ **Power Management:** Routers and Coordinators use main power. End Devices use batteries.
- ❑ **Security:** Standard and High
End-Devices get new security key when they wake up.

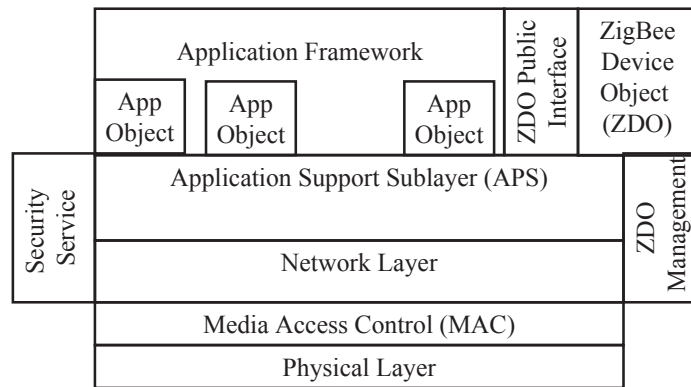
ZigBee Device Types

- ❑ **Coordinator:** Selects channel, starts the network, assigns short addresses to other nodes, transfers packets to/from other nodes
- ❑ **Router:** Transfers packets to/from other nodes
- ❑ **Full-Function Device:** Capable of being coordinator or router
- ❑ **Reduced-Function Device:** Not capable of being a coordinator or a router ⊢ Leaf node
- ❑ **ZigBee Trust Center (ZTC):** Provides security keys and authentication
- ❑ **ZigBee Gateway:** Connects to other networks, e.g., WiFi

ZigBee Topologies

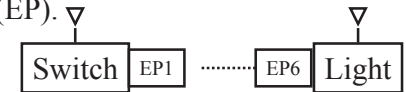


ZigBee Protocol Architecture



ZigBee Protocol Architecture (Cont)

- ❑ **Application Objects:** e.g., Remote control application. Also referred to as **End-Point (EP)**.



- ❑ **End-Node:** End device. Each node can have up to 250 application objects.
- ❑ **ZigBee Device Object (ZDO):** Control and management of application objects. Initializes coordinator, security service, device and service discovery
- ❑ **Application Support Layer (APS):** Serves application objects.
- ❑ **Network Layer:** Route Discovery, neighbor discovery
- ❑ ZDO Management
- ❑ Security Service

ZigBee Application Layer

- ❑ Application layer consists of application objects (aka end points) and ZigBee device objects (ZDOs)
- ❑ 256 End Point Addresses:
 - 240 application objects: Address EP1 through EP240
 - ZDO is EP0
 - End Points 241-254 are reserved
 - EP255 is broadcast
- ❑ Each End Point has one application profile, e.g., light on/off profile
- ❑ ZigBee forum has defined a number of profiles. Users can develop other profiles
- ❑ **Attributes:** Each profile requires a number of data items. Each data item is called an “attribute” and is assigned an 16-bit “attribute ID” by ZigBee forum

ZigBee Application Layer (Cont)

- ❑ **Clusters:** A collection of attributes and commands on them. Each cluster is represented by a 16-bit ID. Commands could be read/write requests or read/write responses
- ❑ **Cluster Library:** A collection of clusters. ZigBee forum has defined a number of cluster libraries, e.g., General cluster library contains on/off, level control, alarms, etc.
- ❑ **Binding:** Process of establishing a logical relationship (parent, child, ..)
- ❑ **ZDO:**
 - Uses device and service discovery commands to discover details about other devices.
 - Uses binding commands to bind and unbind end points.
 - Uses network management commands for network discover, route discovery, link quality indication, join/leave requests

ZigBee Application Profiles

- ❑ **Smart Energy:** Electrical, Gas, Water Meter reading
- ❑ **Commercial Building Automation:** Smoke Detectors, lights, ...
- ❑ **Home Automation:** Remote control lighting, heating, doors, ...
- ❑ **Personal, Home, and Hospital Care (PHHC):** Monitor blood pressure, heart rate, ...
- ❑ **Telecom Applications:** Mobile phones
- ❑ **Remote Control for Consumer Electronics:** In collaboration with Radio Frequency for Consumer Electronics (RF4CE) alliance
- ❑ **Industrial Process Monitoring and Control:** temperature, pressure, position (RFID), ...
- ❑ Many others

Ref: A. Elahi and A. Gschwendner, "ZigBee Wireless Sensor and Control Network," Prentice Hall, 2009, 288 pp., ISBN:0137134851, Safari Book
 Washington University in St. Louis <http://www.cse.wustl.edu/~jain/cse574-16/> ©2016 Raj Jain

13-13

ZigBee Address Assignment

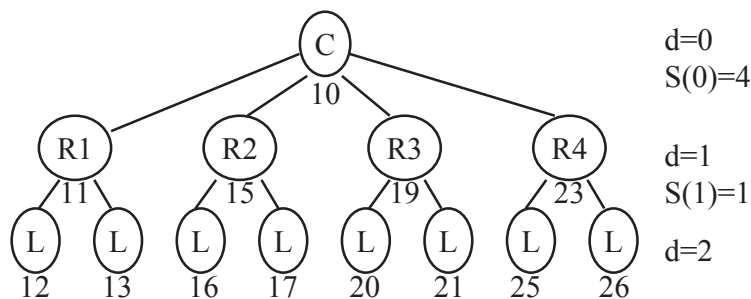
- ❑ Each node gets a unique 16-bit address
- ❑ Two Schemes: Distributed and Stochastic
- ❑ Distributed Scheme: Good for tree structure
 - Each child is allocated a sub-range of addresses.
 - Need to limit maximum depth L , Maximum number of children per parent C , and Maximum number of routers R
 - Address of the n^{th} child is $\text{parent} + (n-1)S(d)$

$$S(d) = \begin{cases} 1 + C(L - d) & \text{if } R = 1 \\ \frac{CR^{L-d-1} - 1 - C + R}{R - 1} & \text{if } R > 1 \end{cases}$$

Washington University in St. Louis <http://www.cse.wustl.edu/~jain/cse574-16/> ©2016 Raj Jain

13-14

Distributed Scheme Example



- ❑ Max depth $L=2$, Routers $R=4$, Children $C=3$
- ❑ Coordinator: $d=0$. Skip

$$S(0) = \frac{CR^{L-d-1} - 1 - C + R}{R - 1} = \frac{3 \times 4^{2-0-1} - 1 - 3 + 4}{4 - 1} = 4$$

Washington University in St. Louis <http://www.cse.wustl.edu/~jain/cse574-16/> ©2016 Raj Jain

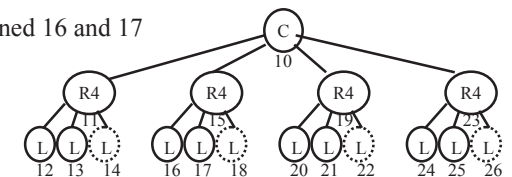
13-15

Distributed Scheme Example (Cont)

- ❑ Assume the address of coordinator is 10 (decimal)
- ❑ Address of R1 = $10+1 = 11$
- ❑ Address of R2 = $10+1+S(0) = 11+4=15$
- ❑ Address of R3 = $10+1+2*S(0) = 11+8 = 19$
- ❑ Address of R4 = $10+1+3*S(0) = 11+12 = 23$
- ❑ Routers R1-R4 compute $S(1)$:

$$S(1) = \frac{CR^{L-d-1} - 1 - C + R}{R - 1} = \frac{3 \times 4^{2-1-1} - 1 - 3 + 4}{4 - 1} = 1$$

- ❑ Children of R1 are assigned 12 and 13
- ❑ Children of R2 are assigned 16 and 17



Washington University in St. Louis <http://www.cse.wustl.edu/~jain/cse574-16/> ©2016 Raj Jain

13-16

Stochastic Address Assignment

- ❑ Parent draws a 16 bit random number between 0 and $2^{16}-1$ and assigns it to a new child. A new number is drawn if the result is all-zero (null) or all-one (broadcast). So the assigned address is between 1 and $2^{16}-2$.
- ❑ Parent then advertises the number to the network
- ❑ If another node has that address an address conflict message is returned and the parent draws another number and repeats
- ❑ There is no need to pre-limit # of children or depth

ZigBee Routing

1. Ad-Hoc On-Demand Distance Vector (**AODV**)
2. Dynamic Source Routing (**DSR**)
3. Tree Hierarchical Routing
4. Many-to-one routing

AODV

- ❑ Ad-hoc On-demand Distance Vector Routing
- ❑ On-demand \Rightarrow Reactive \Rightarrow Construct a route when needed
- ❑ **Routing Table**: Path is not stored. Only next hop.
 - Entry = <destination, next node, "sequence #" (timestamp)>
- ❑ **Route Discovery**: Flood a **route request (RREQ)** to all neighbors. Neighbors broadcast to their neighbors

Src Addr	Req ID	Dest Addr	Src Seq #	Dest Seq #	Hop Count
-------------	-----------	--------------	--------------	---------------	--------------

- ❑ Request ID is the RREQ serial number. Used to discard duplicates.
Source sequence # is a clock counter incremented when RREQ is sent.
Destination sequence # is the most recent sequence from the destination that the source has seen. Zero if unknown.

AODV (Cont)

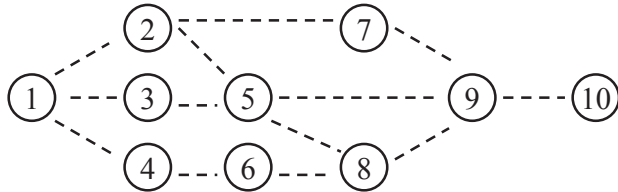
- ❑ Intermediate nodes can reply to RREQ only if they have a route to destination with higher destination sequence #
- ❑ **Route reply (RREP)** comes back "unicast" on the reverse path

Src Addr	Dest Addr	Dest Seq #	Hop Count	Life Time
-------------	--------------	---------------	--------------	--------------

- ❑ Destination Sequence # is from Destination's counter
Lifetime indicates how long the route is valid
- ❑ Intermediate nodes record node from both RREP and RREQ if it has a lower cost path \Rightarrow the reverse path
- ❑ Backward route to Destination is recorded if sequence number is higher or if sequence number is same and hops are lower
- ❑ Old entries are timed out
- ❑ AODV supports only symmetric links

AODV: Example

- ❑ Node 1 broadcasts RREQ to 2, 3, 4:
"Any one has a route to 10 fresher than 1. This is my broadcast #1"
- ❑ Node 2 broadcasts RREQ to 1, 5, 7
- ❑ Node 3 broadcasts RREQ to 1, 5
- ❑ Node 4 broadcasts RREQ to 1, 6



AODV Example (Cont)

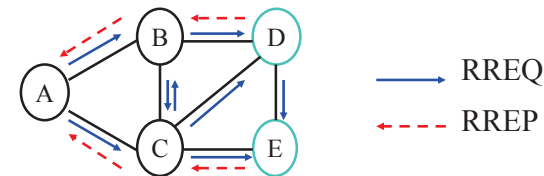
Pkt #	Pkt #	In	Out	From	To	Message	Req ID	Src Seq#	Dest Seq#	Hops	Action at Receipt	New Table Entry			
												Dest	Seq	Hops	Next
1	1	1	2	RREQ	1	1	1	1	1	1	New RREQ Broadcast	1	1	1	1
2	1	3	RREQ	1	1	1	1	1	1	1	New RREQ Broadcast	1	1	1	1
3	1	4	RREQ	1	1	1	1	1	1	1	New RREQ Broadcast	1	1	1	1
1	4	2	RREQ	1	1	1	2	Duplicate Req ID Discard							
1	5	2	RREQ	1	1	1	2	New RREQ Broadcast	1	1	2	2			
1	6	2	RREQ	1	1	1	2	New RREQ Broadcast	1	1	2	2			
2	7	3	RREQ	1	1	1	2	Duplicate ID Discard							
2	8	3	RREQ	1	1	1	2	Duplicate ID Discard							
3	9	4	RREQ	1	1	1	2	Duplicate ID Discard							
3	10	4	RREQ	1	1	1	2	New RREQ Broadcast	1	1	2	4			
5	11	7	RREQ	1	1	1	3	Duplicate ID Discard							
5	12	7	RREQ	1	1	1	3	New RREQ Broadcast	1	1	3	7			
6	13	5	RREQ	1	1	1	3	Duplicate ID Discard							
6	14	5	RREQ	1	1	1	3	Duplicate ID Discard							
6	15	5	RREQ	1	1	1	3	Duplicate ID Discard							
6	16	5	RREQ	1	1	1	3	New RREQ Broadcast	1	1	3	5			
10	17	6	RREQ	1	1	1	3	Duplicate ID Discard							
10	18	6	RREQ	1	1	1	3	Duplicate ID Discard							
12	19	9	RREQ	1	1	1	4	Duplicate ID Discard							
12	20	9	RREQ	1	1	1	4	Duplicate ID Discard							
12	21	9	RREQ	1	1	1	4	Duplicate ID Discard							
12	22	9	RREQ	1	1	1	4	New RREQ Respond	1	1	4	9			
16	23	8	RREQ	1	1	1	4	Duplicate ID Discard							
16	24	8	RREQ	1	1	1	4	Duplicate ID Discard							
16	25	8	RREQ	1	1	1	4	Duplicate ID Discard							
22	26	10	RREP	1	1	6	1	New RREP Record and Forward	10	6	1	10			
26	27	9	RREP	1	1	6	2	New RREP Record and Forward	10	6	2	9			
27	28	7	RREP	1	1	6	3	New RREP Record and Forward	10	6	3	7			
28	29	2	RREP	1	1	6	4	New RREP Record and Forward	10	6	4	2			

Multicast Route Discovery

- ❑ Similar to unicast route discovery
- ❑ If a node receives an RREQ but is not a member of the group or does not have the route to any member of the group, it creates a reverse-route entry and broadcasts the request to other neighbors
- ❑ If the node is a member of the group, it sends a RREP message to the source and forwards to other neighbors. Intermediate nodes make a note of this and set up a forward path

Multicast Discovery Example

- ❑ D and E are members. B and C are not.
- ❑ A concludes that the paths are ABD and ACE



Route Maintenance in AODV

- ❑ Each node keeps a list of active neighbors (replied to a hello within a timeout)
- ❑ If a link in a routing table breaks, all active neighbors are informed by "Route Error (RERR)" messages
- ❑ RERR is also sent if a packet transmission fails
- ❑ RERR contains the destination sequence # that failed
- ❑ When a source receives an RERR, it starts route discovery with that sequence number.
- ❑ Disadvantage: Intermediate nodes may send more up-to-date but still stale routes.
- ❑ Ref: RFC 3561, July 2003

Dynamic Source Routing (DSR)

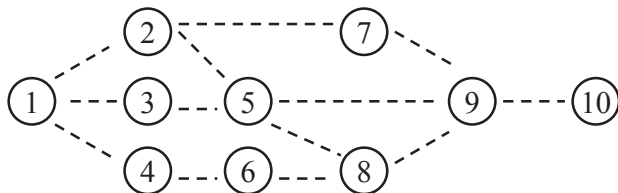
- ❑ On-Demand (reactive) routing using "Source Route"
- ❑ Source Route = List of routers along the path in the packet.
- ❑ **Routing database:** Complete route to recent destinations
- ❑ Each entry has an expiration period and is timed out
- ❑ If a route is not available, send "route request" to all neighbors

Src Addr	Broadcast 255...255	RREQ	Req ID	Dest Addr	Route Record
-------------	------------------------	------	-----------	--------------	-----------------

- ❑ Each neighbor adds itself to the route in the request and forward to all its neighbors (only first receipt). Does not change source address.
- ❑ If a node knows the route it appends the rest of the route and returns the "route reply (RREP)"
- ❑ RREP goes back along the recorded path
- ❑ All nodes record paths in RREP and RREQ. Multiple routes cached.

DSR: Example

- ❑ Node 1 sends RREQ to 2, 3, 4:
"Any one has a route to 10"
- ❑ Nodes 2 send RREQ to 5, 7. Note: RREQ not sent to 1.
- ❑ Node 3 sends RREQ to 5
- ❑ Node 4 sends RREQ to 6



DSR Example (Cont)

Pkt # In	Pkt # Out	From Node	To Node	Message Type	Req ID	Hops	Action at Recipient	Route Record in Packet
	1	1	2	RREQ	1	1	New RREQ. Record and forward.	1-2
	2	1	3	RREQ	1	1	New RREQ. Record and forward.	1-3
	3	1	4	RREQ	1	1	New RREQ. Record and forward.	1-4
1	4	2	5	RREQ	1	2	New RREQ. Record and forward.	1-2-5
1	5	2	7	RREQ	1	2	New RREQ. Record and forward.	1-2-7
2	6	3	5	RREQ	1	2	Duplicate ID. Same hops. Record and forward.	1-3-5
3	7	4	6	RREQ	1	2	New RREQ. Record and forward.	1-4-6
4	8	5	9	RREQ	1	3	New RREQ. Record and forward.	1-2-5-9
4	9	5	9	RREQ	1	3	New RREQ. Record and forward.	1-2-5-9
5	10	7	9	RREQ	1	3	New RREQ. Same hops. Record and forward.	1-2-7-9
6	11	5	8	RREQ	1	3	Duplicate ID. Longer Path. Discard.	1-3-5-8
6	12	5	9	RREQ	1	3	New RREQ. Record and forward.	1-3-5-9
7	13	6	8	RREQ	1	3	New RREQ. Same hops. Record and forward.	1-4-6-8
8	14	8	6	RREQ	1	4	Duplicate ID. Longer Path. Discard.	1-2-5-8-6
8	15	8	9	RREQ	1	4	Duplicate ID. Longer Path. Discard.	1-2-5-8-9
9	16	9	8	RREQ	1	4	Duplicate ID. Longer Path. Discard.	1-2-5-9-8
9	17	9	7	RREQ	1	4	Duplicate ID. Longer Path. Discard.	1-2-5-9-7
9	18	9	10	RREQ	1	4	New RREQ. Respond through route 10-9-6-2-1	1-2-5-9-7
10	19	9	10	RREQ	1	4	New RREQ. Respond through route 10-9-7-2-1	1-2-7-9-10
10	20	9	8	RREQ	1	4	Duplicate ID. Longer Path. Discard.	1-2-7-9-8
10	21	9	5	RREQ	1	4	Duplicate ID. Longer Path. Discard.	1-2-7-9-5
12	22	9	10	RREQ	1	4	New RREQ. Respond through route 10-9-5-3-1	1-3-5-9-10
12	23	9	8	RREQ	1	4	Duplicate ID. Longer Path. Discard.	1-3-5-9-8
12	24	9	7	RREQ	1	4	Duplicate ID. Longer Path. Discard.	1-3-5-9-7
13	25	8	5	RREQ	1	4	Duplicate ID. Longer Path. Discard.	1-4-6-8-5
13	26	8	9	RREQ	1	4	Duplicate ID. Longer Path. Discard.	1-4-6-8-9
18	27	10	9	RREP	1	1	Record and forward along return path	10-9 (1-2-5-9-10)
19	28	10	9	RREP	1	1	Record and forward along return path	10-9 (1-2-7-9-10)
22	29	10	9	RREP	1	1	Record and forward along return path	10-9 (1-3-5-9-10)
27	30	9	5	RREP	1	2	Record and forward along return path	10-9-5 (1-2-5-9-10)
28	31	9	7	RREP	1	2	Record and forward along return path	10-9-7 (1-2-7-9-10)
29	32	9	5	RREP	1	2	Record and forward along return path	10-9-5 (1-3-5-9-10)
30	33	5	2	RREP	1	3	Record and forward along return path	10-9-5-2 (1-2-5-9-10)
31	34	7	2	RREP	1	3	Record and forward along return path	10-9-7-2 (1-2-7-9-10)
32	35	5	3	RREP	1	3	Record and forward along return path	10-9-5-3 (1-3-5-9-10)
33	36	2	1	RREP	1	4	Record and forward along return path	10-9-5-2-1 (1-2-5-9-10)
34	37	2	1	RREP	1	4	Record and forward along return path	10-9-7-2-1 (1-2-7-9-10)
35	38	3	1	RREP	1	4	Record and forward along return path	10-9-5-3-1 (1-3-5-9-10)

Route Maintenance in DSR

- ❑ If a transmission fails, route error (RERR) is sent to the source. It contains hosts at both ends of the link.
- ❑ Intermediate nodes remove or truncate all routes with that link.
- ❑ Source may re-initiate the route discovery.
- ❑ Caching multiple routes results in a faster recovery but the routes may be stale resulting in cache poisoning at other nodes.
- ❑ Not suitable for high-mobility environments.
- ❑ Source-route overhead in each packet.
- ❑ Ref: **RFC 4728, February 2007**

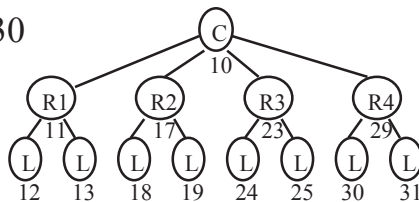
AODV vs. DSR

- ❑ In DSR a single RREQ can result in routes to several destination
- ❑ In DSR RERR messages are sent to the source not broadcast ⇒ Many nodes are unaware of failure
- ❑ In DSR, route discovery is delayed until all cached entries have been tried ⇒ Not good for high mobility

Feature	DSR	AODV
Routing Table	Route	Next Hop
Packet	Route	No route
Replies	Multiple	First only
Route Deletion	Fast Local	Slow Global

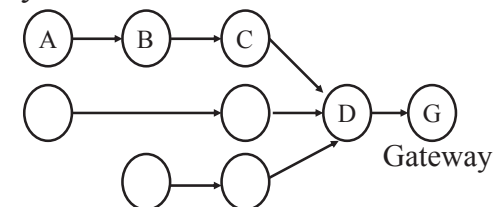
Tree Hierarchical Routing

- ❑ All leaf nodes send the packet to their parent
- ❑ Each parent checks the address to see if it is in its subrange.
 - If yes, it sends to the appropriate child.
 - If not, it sends to its parent
- ❑ Example: A12 to A30. A12 → R1 → Coordinator → R4 → A30



Many-to-One Routing

- ❑ Used for sensor data collection. All data goes to a concentrator or a gateway
- ❑ Gateway has a large memory and can hold complete routes to all nodes
- ❑ But each node only remembers the next hop towards gateway



ZigBee Smart Energy V2

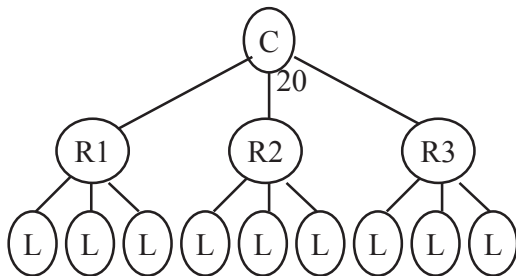
- ❑ Monitor, control, automate the delivery and use of energy and water
- ❑ Adds plug-in vehicle charging, configuration, and firmware download
- ❑ Developed in collaboration with other smart grid communication technologies: HomePlug, WiFi, ...
- ❑ IP based \Rightarrow Incompatible with previous ZigBee



Summary

1. ZigBee is an IoT protocol for sensors, industrial automation, remote control using IEEE 802.15.4 PHY and MAC
2. ZigBee PRO supports stochastic addressing, many-to-one routing, fragmentation, and mesh topologies.
3. A number of application profiles have been defined with control and management provided by ZDOs.
4. Application Support layer provides data and command communication between application objects
5. Network layer provides addressing and routing. Addressing can be assigned using distributed or stochastic schemes. Routing is via AODV, DSR, Tree Hierarchical, or many-to-one routing.
6. ZigBee RF4CE and ZigBee SEP2 are ZigBee protocols designed specifically for remote control and smart grid, respectively.

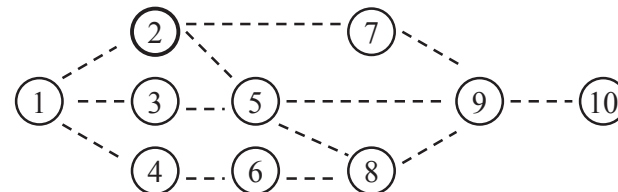
Homework 13A



- ❑ Assuming that IEEE 802.15.4 network is being planned with a maximum of 5 children per node to a depth of 2 levels and maximum 4 routers. Compute sub-ranges to be assigned to each router and the addresses assigned to each node in the network assuming the coordinator has an address of 20.

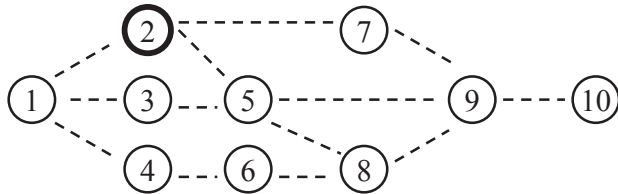
Homework 13B

- ❑ Write the sequence of messages that will be sent in the following network when node 2 tries to find the path to node 10 in the AODV example.



Homework 13C

- Write the sequence of messages that will be sent in the following network when node 2 tries to find the path to node 10 in the DSR example.



Reading List

- A. Elahi and A. Gschwendner, "ZigBee Wireless Sensor and Control Network," Prentice Hall, 2009, 288 pp., ISBN:0137134851, Safari Book, Chapters 2, 5, 6, 9
- K. Garg, "Mobile Computing: Theory and Practice," Pearson, 2010, ISBN: 81-3173-166-9, 232 pp., Safari Book, Sections 6.5-6.7
- R. Jain, "Networking Protocols for Internet of Things," (6LowPAN and RPL)," http://www.cse.wustl.edu/~jain/cse570-13/m_19lpn.htm

Related Wikipedia Pages

- <http://en.wikipedia.org/wiki/ZigBee>
- http://en.wikipedia.org/wiki/ZigBee_specification
- http://en.wikipedia.org/wiki/Ad_hoc_On-Demand_Distance_Vector_Routing
- http://en.wikipedia.org/wiki/Dynamic_Source_Routing
- http://en.wikipedia.org/wiki/Source_routing
- http://en.wikipedia.org/wiki/Loose_Source_Routing

References

- D. A. Gratto, "The Handbook of Personal Area Networking Technologies and Protocols," Cambridge University Press, 2013, 424 pp., ISBN:9780521197267, Safari Book.
- O. Hersent, et al., "The Internet of Things: Key Applications and Protocols," Wiley, 2012, 370 pp., ISBN:9781119994350, Safari Book.
- N. Hunn, "Essentials of Short Range Wireless," Cambridge University Press, 2010, 344 pp., ISBN:9780521760690, Safari book.
- D. Gislason, "ZigBee Wireless Networking," Newnes, 2008, 288 pp., ISBN:07506-85972, Safari book.
- S. Farahani, "ZigBee Wireless Network and Transceivers," Newnes, 2008
- J. Gutierrez, E. Gallaway, and R. Barrett, "Low-Rate Wireless Personnel Area Networks," IEEE Press Publication, 2007
- H. Labiod, H. Afifi, C. De Santis, "Wi-Fi, Bluetooth, ZigBee and WiMax," Springer, Jun 2007, 316 pp., ISBN:1402053967.
- I. Guvenc, et al., "Reliable Communications for Short-Range Wireless Systems," Cambridge University Press, March 2011, 426 pp., ISBN: 978-0-521-76317-2, Safari Book

References (Cont)

- ❑ ZigBee Alliance Technical Documents, <http://www.zigbee.org/Products/TechnicalDocumentsDownload/tabid/237/Default.aspx>
- ❑ ZigBee Alliance Whitepapers, <http://www.zigbee.org/LearnMore/WhitePapers/tabid/257/Default.aspx>
- ❑ ZigBee Alliance, ZigBee Specification Document 053474r17, 2008
- ❑ Daintree Network, "Comparing ZigBee Specification Versions," www.daintree.net/resources/spec-matrix.php
- ❑ "How Does ZigBee Compare with Other Wireless Standards?" www.stg.com/wireless/ZigBee-comp.html

References (Cont)

- ❑ ZigBee IEEE 802.15.4 Summary, <http://www.eecs.berkeley.edu/~csinem/academic/publications/zigbee.pdf>
- ❑ I., Poole, "What exactly is . . . ZigBee?", Volume 2, Issue 4, Pages: 44-45, IEEE Communications Engineer, 2004, <http://ieeexplore.ieee.org/iel5/8515/29539/01340336.pdf?tp=&arnumber=1340336&isnumber=29539>
- ❑ "ZigBee starts to buzz", Volume 50, Issue 11, Pages: 17-17, IEE Review, Nov. 2004 <http://ieeexplore.ieee.org/iel5/2188/30357/01395370.pdf?tp=&arnumber=1395370&isnumber=30357>
- ❑ C. Evans-Pughe, "Bzzzz zzz [ZigBee wireless standard]", Volume 49, Issue 3, Pages:28-31, IEE Review, March 2003
- ❑ Craig, William C. "ZigBee: Wireless Control That Simply Works," ZigBee Alliance, 2003

Acronyms

- ❑ AIB Application Information Base
- ❑ AODV Ad-Hoc On-Demand Distance Vector
- ❑ APS Application Support Sublayer
- ❑ APSDE Application Support Sublayer Data Entity
- ❑ APSME Application Support Sublayer Management Entity
- ❑ CD Compact Disc
- ❑ CSMA/CA Carrier Sense Multiple Access
- ❑ DSR Dynamic Source Routing
- ❑ DVD Digital Video Disc
- ❑ EP End Point
- ❑ FCC Federal Communications Commission
- ❑ GHz Giga Hertz
- ❑ HDTV High Definition Television
- ❑ ID Identifier
- ❑ IEEE Institution of Electrical and Electronic Engineers
- ❑ IoT Internet of Things

Acronyms (Cont)

- ❑ IP Internet Protocols
- ❑ ISM Instrumentation, Scientific, and Medical
- ❑ kB Kilo byte
- ❑ MAC Media Access Control
- ❑ MHz Mega Hertz
- ❑ NIB Network Layer Information Base
- ❑ NLDE Network Layer Data Entity
- ❑ NLME Network Layer Management Entity
- ❑ NPDU Network Protocol Data Unit
- ❑ NPDU Network Service Data Unit
- ❑ OFDM Orthogonal Frequency Division Multiplexing
- ❑ PAN Personal Area Network
- ❑ PHHC Personal, Home, and Hospital Care
- ❑ PHY Physical Layer
- ❑ RF4CE Radio Frequency for Consumer Electronics
- ❑ RFC Request for Comment

Acronyms (Cont)

- ❑ RFID Radio Frequency ID
- ❑ RREP Route Reply
- ❑ RREQ Route Request
- ❑ TV Television
- ❑ UWB Ultra Wide-Band
- ❑ WiFi Wireless Fidelity
- ❑ WiMAX Worldwide Interoperability for Microwave Access
- ❑ WLAN Wireless Local Area Network
- ❑ WMAN Wireless Metropolitan Area Network
- ❑ WPAN Wireless Personal Area Network
- ❑ WWAN Wireless Wide Area Network
- ❑ ZDO ZigBee Device Object

Scan This to Get These Slides



Related Modules



Internet of Things,

http://www.cse.wustl.edu/~jain/cse574-16/j_10iot.htm

Wireless Protocols for IoT Part I: Bluetooth and Bluetooth Smart,

http://www.cse.wustl.edu/~jain/cse574-16/j_11ble.htm



Wireless Protocols for IoT Part II: IEEE 802.15.4,

http://www.cse.wustl.edu/~jain/cse574-16/j_12wpm.htm

Low Power WAN Protocols for IoT,

http://www.cse.wustl.edu/~jain/cse574-16/j_14ahl.htm



Audio/Video Recordings and Podcasts of
Professor Raj Jain's Lectures,

<https://www.youtube.com/channel/UCN4-5wzNP9-ruOzQMs-8NUw>