

# Introduction to LTE Advanced Pro (4.5G)



Raj Jain  
Washington University in Saint Louis  
Saint Louis, MO 63130  
Jain@cse.wustl.edu

Slides and Audio/Video recordings of this class lecture  
are available at:

<http://www.cse.wustl.edu/~jain/cse574-20/>

**Student Questions**



1. What is LTE Advanced Pro?
2. LTE Advanced Pro Features in 3GPP Release 13
3. LTE Advanced Pro Features in 3GPP Release 14

Note: This is the 4<sup>th</sup> module in a series of lectures on 1G to 5G. 5G is covered in the next module.

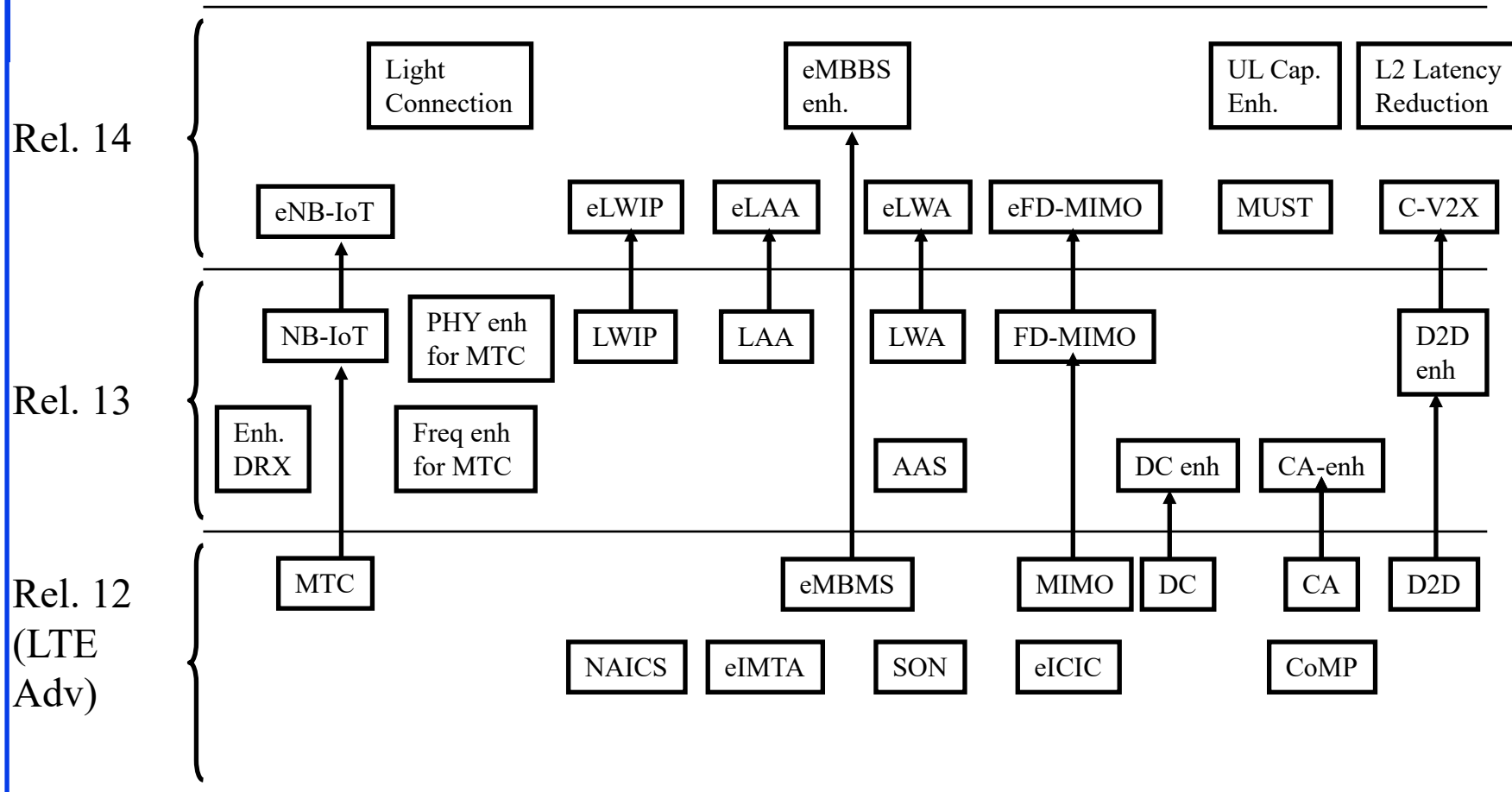
## Student Questions

# 3GPP Releases

- ❑ Rel. 8-9: LTE
- ❑ Rel. 10-12: LTE-Advanced (4G)
- ❑ Rel. 13-14: LTE Advanced-Pro (**4.5G**)
- ❑ Rel. 15-16: LTE NR (5G)

## Student Questions

# LTE Advanced Pro



## Student Questions

Ref: Rohde & Schwarz, "LTE-Advanced Pro Introduction eMBB Technology Components in 3GPP Release 13/14," White paper, 50 pp., [https://cdn.rohde-schwarz.com/pws/dl\\_downloads/dl\\_common\\_library/dl\\_brochures\\_and\\_datasheets/pdf\\_1/LTE-Advanced-Pro\\_Introduction\\_White\\_paper\\_en\\_5215-8258-52\\_v0100.pdf](https://cdn.rohde-schwarz.com/pws/dl_downloads/dl_common_library/dl_brochures_and_datasheets/pdf_1/LTE-Advanced-Pro_Introduction_White_paper_en_5215-8258-52_v0100.pdf)

# Release 13 Features

1. Active Antenna Systems (AAS)
2. Self-Organizing Networks (SON)
3. Elevation Beamforming
4. Inter-eNB CoMP
5. Indoor Positioning
6. Carrier Aggregation Enhancements
7. License Assisted Access (LAA)
8. LTE-WLAN Aggregation Enhancements
9. Wi-Fi with IP Flow Mobility
10. RAN Sharing
11. Enhanced D2D Proximity Services (PROSE)
12. Dual Connectivity Enhancements
13. MTC Enhancements
14. Single-Cell Point-to-Multipoint (SC-PTM)

## Student Questions

# Release 14 Features

1. Enhance Narrowband IoT (eNB-IoT)
2. Enhanced Machine Type Communications (eMTC)
3. Enhanced LWIP (eLWIP)
4. Enhanced LTE-WLAN Aggregation (eLWA)
5. Enhanced License Assisted Access (eLAA)
6. Enhanced Full-Dimension (eFD) MIMO
7. Enhanced Multimedia Broadcast Multicast Service (eMBMS)
8. **Multiuser Superposition Transmission (MUST)**
9. **Layer 2 (L2) Latency Reduction**
10. **Vehicle to Vehicle (V2X) Based on Sidelink**
11. Uplink (UL) Capacity Enhancements
12. Light Connection

## Student Questions

# Active Antenna Systems (AAS)

- ❑ Antenna + Transceiver combined  $\Rightarrow$  Active Antenna
- ❑ Allows Active antenna arrays
  - Produce dynamically adjustable radiation patterns depending upon the current traffic
  - Beam footprint can be adjusted (beamforming)
  - Cell edge can be adapted to load demand
  - Dynamic Cell Splitting: Vertical or horizontal sectors and/or Smaller footprints  $\Rightarrow$  Reduced real-estate costs
  - Software reconfigurations allow easy evolution
- ❑ Allows multi radio access technologies
- ❑ Allows combining local and wide area technologies

## Student Questions

# Self-Organizing Networks (SON)

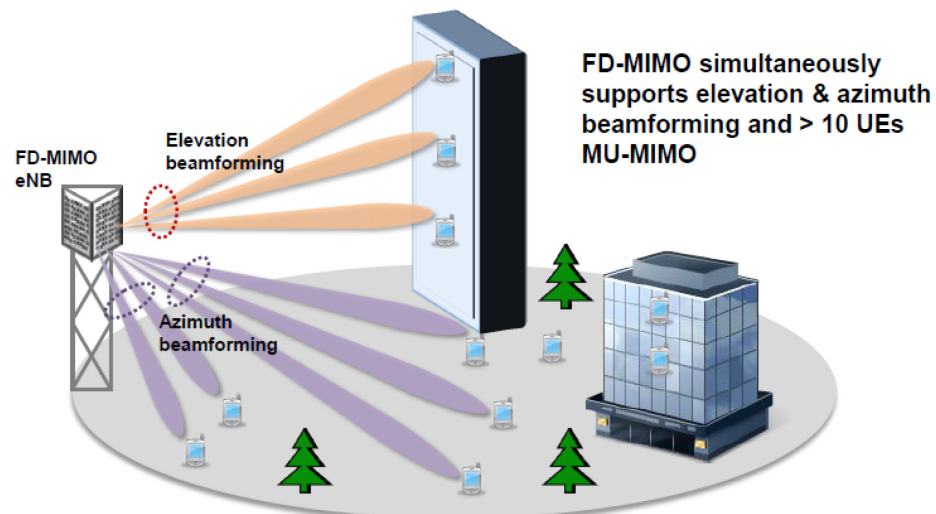
- ❑ For AAS based deployments
- ❑ Parameters are now dynamically computed and applied
- ❑ Previous releases had static optimization.  
Release 13 extended to dynamic optimization
- ❑ eNB can now signal to neighboring cells any changes in configuration
- ❑ Planned changes are notified in advance to avoid failures

## Student Questions



# Elevation Beamforming

- ❑ Aka 3D-MIMO or Full-dimension MIMO (**FD-MIMO**)
- ❑ Infinite Antennas = **Massive MIMO**
- ❑ Require appropriately coded Channel State Information Reference signals (CSI-RS) and Sounding Reference Signals (SRS), and demodulation reference signals (DMRS)
- ❑ 16 Antennas in R13, 32 in R14

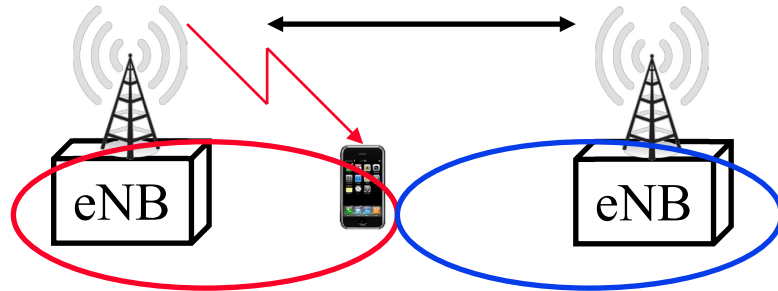


Ref: G. Xu, et al, "Full-Dimension MIMO: Status and Challenges in Design and Implementation," May 2014, [http://www.ieee-ctw.org/2014/slides/session3/CTW\\_2014\\_Samsung\\_FD-MIMO.pdf](http://www.ieee-ctw.org/2014/slides/session3/CTW_2014_Samsung_FD-MIMO.pdf)

## Student Questions

# Inter-eNB CoMP

- ❑ Coordinated Multipoint Operation (CoMP) in Release 11 was restricted to eNBs connected via ideal backhaul  
⇒ No need for network interfaces
- ❑ In Release 12, a signaling interface has been added which allows eNBs to interchange measurement and resource allocation information
- ❑ In Release 13, new signaling elements were added



## Student Questions

# Machine Type Communication

- ❑ **LTE Low-cast (Category 0) UE:** In Release 12.
  - Single Antenna
  - Reduced peak rate up to 1 Mbps
  - Half-Duplex  $\Rightarrow$  No duplex filter
  - Power saving mode (PSM)
- ❑ **MTC LTE (LTE Cat-M1) UE:** In Release 13.
  - 1 Mbps using 1.4 MHz = 6 Physical Resource Blocks (PRB)
  - All power on fewer subcarriers
    - $\Rightarrow$  **Power Spectral Density (PSD)** Boosting
    - $\Rightarrow$  15 dB reduction in link budget by PSD and repetition
    - $\Rightarrow$  Allows UEs in basements and indoors
  - Reduced Tx power to 20 dBm  $\Rightarrow$  integrated amplifier
  - Popular in North America
- ❑ **Narrow Band IoT (NB-IoT or LTE Cat-NB1)** introduced Category -2 UE:
  - 128 kbps using 200 kHz band = Single PRB
  - 23 dBm power (required to maintain the link budget)
  - Most promising IoT protocol. Already in use in China. Popular in Europe.
- ❑ Both LTE-M and NB-LTE UEs use single RF chain

## Student Questions

- ❑ Can you clarify what you mean by "link budget" in Narrow Band IoT?

*Link Budget = Allowed power loss in the link*

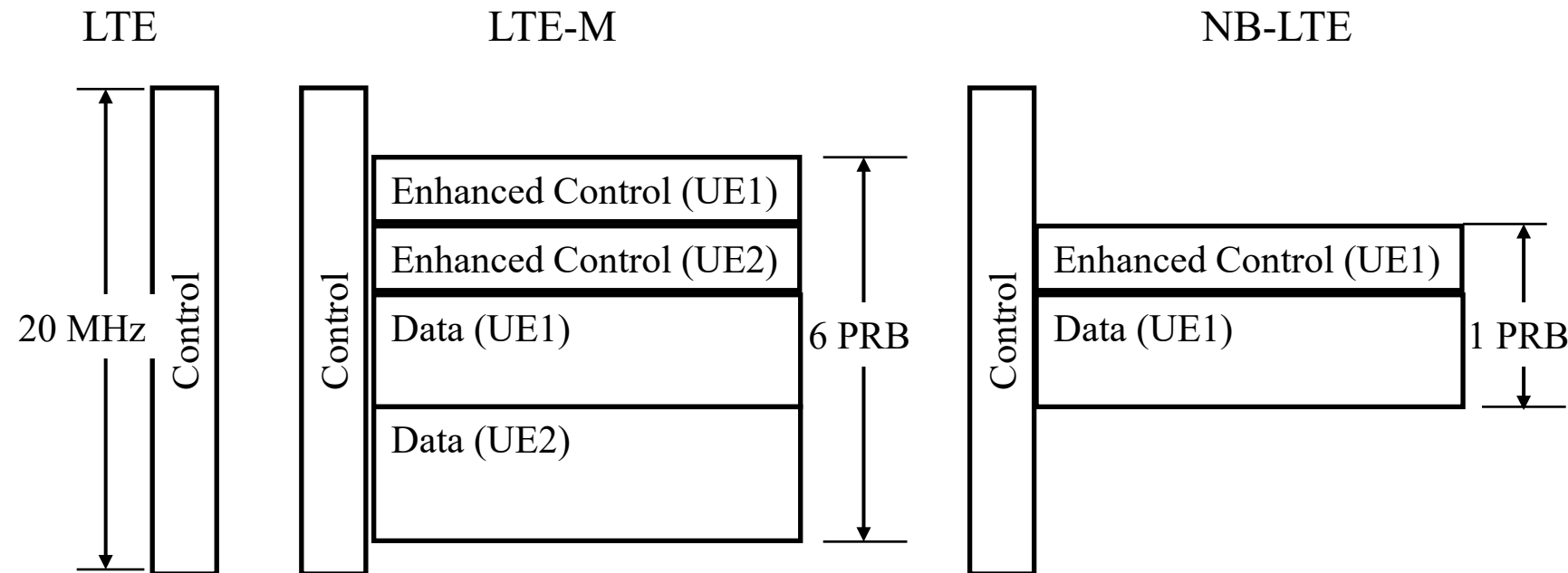
*= Transmit power – Received power*

*If a receiver is not sensitive, it needs a larger receive power.*

*Therefore, we need a large transmit power too.*

# Signaling Enhancements for MTC

- ❑ Enhanced Physical Downlink Control Channel (EPDCCH)
- ❑ LTE Cat 0 UE receive signaling in the entire 20 MHz band
- ❑ LTE-M UEs receive signaling in their 1.4 MHz band
- ❑ For NB-LTE UEs, signaling is part of the assigned PRB



## Student Questions

# Power Saving Mode (PSM)

- ❑ Discontinuous Reception (DRX). Introduced in Release 12
- ❑ Allows UE to stay registered while sleeping
- ❑ UE's need to monitor resource allocation channel even if it has nothing to send or receive
- ❑ Connected mode DRX (cDRX): UE can sleep and periodically wake up to check the control channel
  - Short sleep cycle: 5 to 400 ms
  - Long sleep cycle: 20 ms to 2.5s (if no activity for 4 short cycles)



## Student Questions

# Indoor Positioning

- ❑ FCC requires indoor positioning for E911
  - x/y location within 50 m by 2021
  - Provide z location by 2023
- ❑ Position can be determined by:
  - Barometric sensors
  - Wireless LANs
  - Bluetooth beacons
  - Terrestrial beacon system broadcasting signals for positioning, e.g., Metropolitan Beacon Systems (MBS)
- ❑ R13 supports only standalone mode and UE assisted mode without network assistance are supported. Only MBS is supported.
- ❑ R14 introduced advanced techniques using Enhanced Cell-ID and Observed Time Difference of Arrival.

## Student Questions

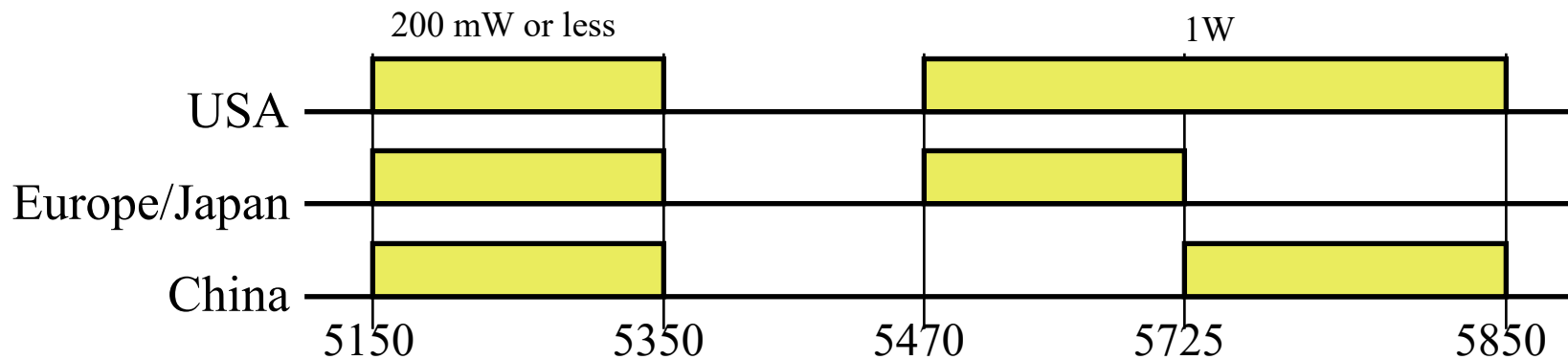
# Carrier Aggregation Enhancements

- ❑ CA was introduced in R10
- ❑ R12 limited to 5 carriers  $\Rightarrow$  100 MHz
- ❑ R13 extended to 32 carriers  $\Rightarrow$  640 MHz
  - Both FDD and TDD
  - Inter-band and Intra-band
  - Licensed and Unlicensed
- ❑ 64-QAM can be used with carrier aggregation

## Student Questions

# License Assisted Access (LAA)

- ❑ 5 GHz band for public hot-spots and in-building
- ❑ Different rules and bands in different countries, e.g.,
  - Avoid if a radar is operating
  - Can't block 20 MHz if using only 180 kHz
  - Transmit only if free. Recheck after maximum occupancy time  $\Rightarrow$  Can not transmit continuously as in standard LTE
- ❑ Carrier aggregation with unlicensed band and licensed band when possible. DL enhancement in R13. UL enhancements in R14.



## Student Questions



## LAA (Cont)

- ❑ End-to-End LTE  $\Rightarrow$  Better integration than with Wi-Fi
- ❑ Before R13, several different solutions called LTE-U were used.
- ❑ R13 introduced a global standard to include 5 GHz unlicensed band using several 20 MHz channels
- ❑ To coexist with Wi-Fi, LAA uses
  - Listen before talk
  - Discontinuous transmission on a carrier with limited maximum transmission duration
  - Dynamic frequency selection to avoid interference with radar systems in some regions
  - Multicarrier transmission across multiple unlicensed channels

### Student Questions

# LTE-WLAN Aggregation Enhancements

- ❑ LTE-WLAN aggregation (LWA) was introduced in R12
- ❑ In R13:
  - LTE\_WLAN Radio Level Integration with IPSec tunnel (LWIP) allows both uplink and downlink traffic to be sent over WLAN
  - RAN Controlled LTE-WLAN interworking (RCLWL) allows eNB to send traffic steering commands to UE based on UE measurements

## Student Questions

# Wi-Fi with IP Flow Mobility

- ❑ Network Based Internet Protocol Flow Mobility (NBIFOM)
- ❑ IP flows can be steered towards PDN or Wi-Fi
- ❑ Trusted and untrusted WLAN interfaces have been defined.
- ❑ Similar to but different from LTE-WLAN aggregation (LWA)
- ❑ Even Voice and Video traffic can be sent over Wi-Fi  
⇒ Allows increased coverage area

## Student Questions

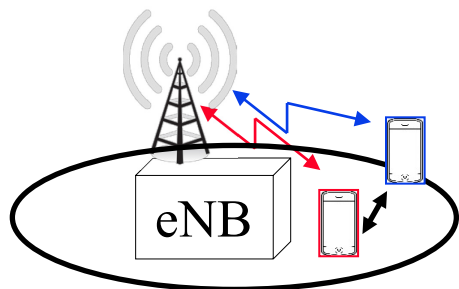
# RAN Sharing

- ❑ Multiple operators can share a radio access network (RAN)
- ❑ Each operator runs a “Public Land Mobile Network (PLMN)”
- ❑ Owner operator can put limits on total UL/DL load of sharing PLMNs
- ❑ QoS profile can also be limited as agreed

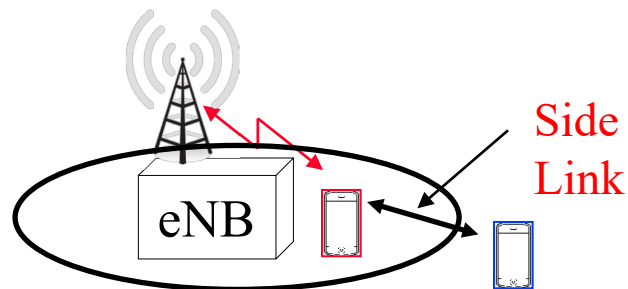
## Student Questions

# Enhanced D2D Proximity Services (PROSE)

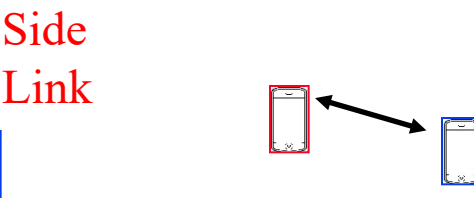
- ❑ Device-to-Device (D2D) was introduced in R12
- ❑ In R13:
  - UEs can search multiple PLMNs for “side-link”
  - Out-of-coverage D2D discovery
  - Support for relaying using D2D. L3 relay was defined. Public safety personnel can connect to network through other mobiles.



(a)



(b)



(c) First Responders only

## Student Questions

- ❑ What is a "side-link"? You pointed it out in the diagram, could you indicate where it is again?

*Done. Slide updated.*

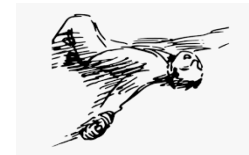
# Dual Connectivity Enhancements

- ❑ Dual connectivity was introduced in R12  
Allowed only downlink throughput enhancement
- ❑ In R13:
  - Uplink bearer split
  - UE splits the traffic only if the queue is over a threshold
  - Timing differences between two bears is handled  
⇒ Allows dual connectivity to different operators
  - Traffic steering is supported.  
Local traffic and Selective IP traffic can be directed towards small cell to avoid overloading core network

## Student Questions

# Extended Discontinuous Reception (DRX)

- ❑ Power Saving Mode (PSM) was introduced in R12 to allow IoT devices to save power. Requires frequent periodic registration.
- ❑ In R13:
  - Idle mode DRX cycles can be extended to 45 minutes for (for non-NB-IoT) or 3 hours for NB-IoT
  - Active mode DRX cycle can be extended to 10 s
- ❑ User Element (UE) States:
  - **Disconnected**: All electronics off. Will not ring if called.
  - **Power Saving Mode**: Sleeping. Most electronics off. Will ring if called.
  - **Idle Mode**: Nothing to send/receive. Some electronics off. Keeps track of towers if moving.
  - **Active Mode**: Transmitting/receiving. Electronics are on. DRX allows some parts off during pauses.



©2020 Raj Jain

## Student Questions

- ❑ Is the action sending done during idle mode or active mode? You said during sending you can sleep but I wasn't sure if sleep = idle?

*Slide updated*

# LTE Cat-M1

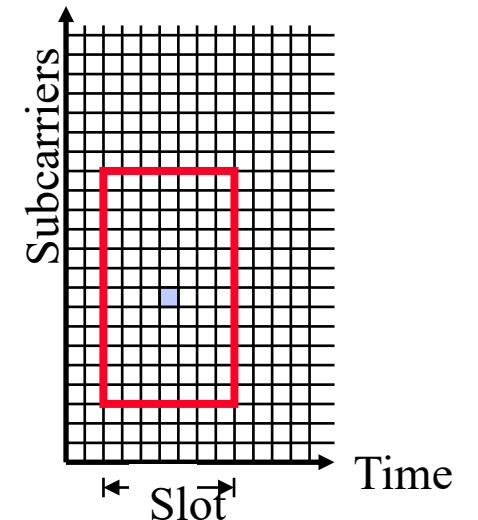
- ❑ For machine type communication in Release 13.
- ❑ 1 Mbps using 1.4 MHz = 6 Physical Resource Blocks (PRB)
- ❑ Signaling inside 1.4 MHz  $\Rightarrow$  Do not need to listen to 20 MHz
- ❑ All power on fewer subcarriers
  - $\Rightarrow$  **P**ower **S**pectral **D**ensity (**PSD**) Boosting
  - $\Rightarrow$  15 dB reduction in link budget by PSD and repetition
  - $\Rightarrow$  Allows UEs in basements and indoors
- ❑ Reduced Tx power to 20 dBm
  - $\Rightarrow$  integrated amplifier
- ❑ Popular in North America

## Student Questions

- ❑ What is a physical resource block?

*LTE Slide 17-20*

*Minimum allocation is 12 carriers for one slot*





# Cat-0 vs. Cat-M1

	Cat -0	Cat -M 1
Downlink	64 - QAM	16 - QAM
Uplink	16 - QAM	16 - QAM
Bandwidth	Full	1.08 MHz
Peak Rate	1Mbps (DL/UL)	1 Mbps (DL/UL)
Power Classes	23 dBm	23 dBm, 20 dBm
Path loss	140.7 dB	155.7 dB

Not used

Ref: P. Reininger, "3GPP Standards for the Internet-of-Things," Presentation at Smart Summit Singapore, Nov 2016, 17 pp.,  
<https://tinyurl.com/3gpprel13>

## Student Questions

- Is the M1 category designed for sensors because of the UL peak rate is higher than DL peak rate?

*Slide has been updated.*

- Why is the downlink less than uplink? You also mentioned that bandwidth needs to be changed from 1.08 MHz to something, what should it be changed to?

*It is 1.08 MHz.*

# Narrow Band IoT (NB-IoT)

- ❑ **LTE Cat-NB1** or Category -2 UE also in Release 13.
- ❑ Designed for ultra-low cost (<\$5), low data rate, high power efficiency, deep in house coverage
  - No handovers while active
  - No channel measurements
  - No MIMO
  - QPSK or BPSK
  - Single RF Chain  $\Rightarrow$  Half-duplex
  - Data repetition to enable deep in-house coverage
- ❑ 15 uW in idle state, 500 mW in transmitting.  
A 5 W-hr battery will last 10 years
- ❑ Most promising IoT protocol. Already in use in China. Popular in Europe.

Ref: Hossam Fattah, "5G LTE Narrowband Internet of Things (NB-IoT)," CRC Press, Boca Raton, 3 September 2018, 262 pp., ISBN 9780429847585

## Student Questions

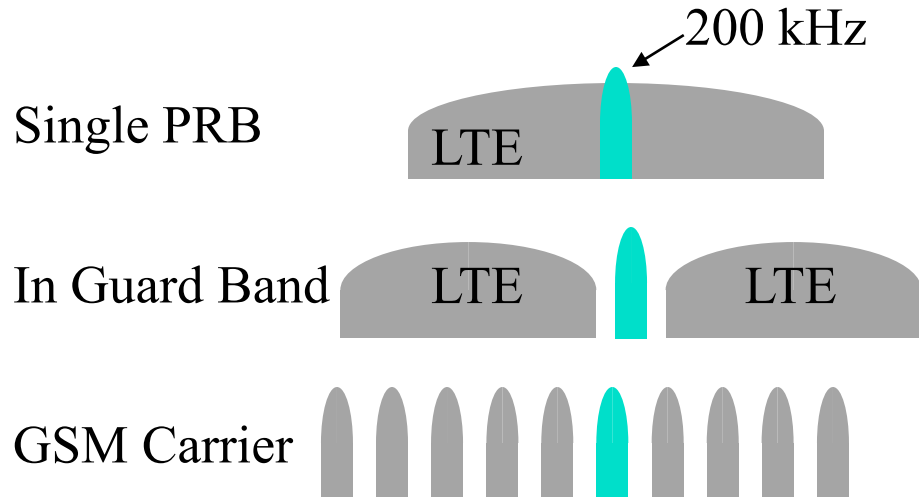
- ❑ What is meant by "no handover when active"? You need to reboot if you want to connect to a new master device? Or just no handover during a transmission.

*IoT devices cannot move while they have active connection.*

*They have to disconnect, move if needed, and reconnect.*

# Band for NB-IoT

- ❑ 128 kbps using 180 kHz band = Single PRB of 12 subcarriers (12 tones)
- ❑ Can be in-band, in guard-band, or out-of-band using 200 kHz GSM carrier
- ❑ All 3 deployments invisible to non-NB-IoT devices
- ❑ Optionally concentrate power in 3.75 kHz tone to allow longer distance transmissions.
- ❑ All 12 tones in DL.  
1, 3, 6, or 12 tones in UL.

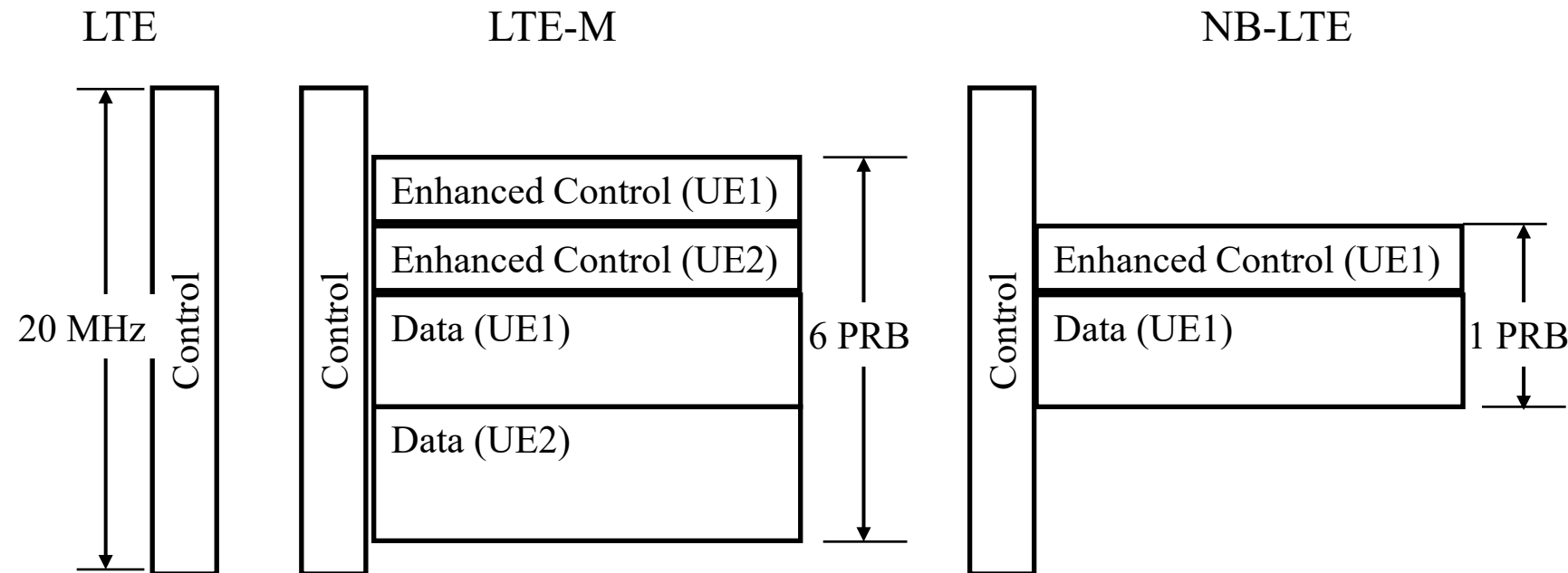


## Student Questions

- ❑ What exactly is a "tone"?  
*subcarrier*

# Signaling Enhancements for MTC

- ❑ Enhanced Physical Downlink Control Channel (EPDCCH)
- ❑ LTE Cat 0 UE receive signaling in the entire 20 MHz band
- ❑ LTE-M UEs receive signaling in their 1.4 MHz band
- ❑ For NB-LTE UEs, signaling is part of the assigned PRB



## Student Questions

# Carriers for NB-IoT

- ❑ Several NB-IoT channels/carriers per sector. One anchor carrier used to broadcast system information, control, and shared channels.
- ❑ All devices in idle state camp on this anchor carrier. Can be scheduled to receive/transmit on non-anchor carriers.
- ❑ Can serve up to 50,000 devices per sector
- ❑ In R13, paging and random access only on anchor carriers  
In R14, this can be done on non-anchor carriers also.
- ❑ In R13, two UE power classes: 20 dBm and 23 dBm  
In R14, one more UE power class with 14 dBm

## Student Questions

# NB1 Energy Saving Mechanisms

- ❑ **Extended Idle Mode Discontinuous Reception (eDRX):**
  - Normal LTE devices listen to paging every 1.28s in idle state.
  - NB1 devices can request to extend this to 5.12s to 43.69 minutes. If the network accepts, the device can power off for that long without losing its state including IP address.
- ❑ **Power Save Mode:** LTE devices have to perform periodic tracking area updates. NB1 devices can extend this update timer to several days.
- ❑ **Control Plane CIoT EPS Optimization:**  
NB1 user data can be sent/received in control channels  
⇒ No need to schedule user data bearer
- ❑ **Non-IP Data Delivery (NIDD):** A Service Capability Exposure Function (SCEF) encapsulates/decapsulates IP packets and sends/receives data without IP headers to/from NB1 device

## Student Questions

# MTC Enhancements in R14

- ❑ More accurate positioning
- ❑ Multicast to several UEs
- ❑ Improvement to VoLTE speech with enhanced coverage  
Packet bundling at application and MAC layers
- ❑ Higher data rates: Cat NB2
  - 2536 bits per transmission in UL and DL  
compared to 1000 bits in UL and 680 bits in DL for NB1
  - Two HARQ processes in stead of one
  - 127 kbps in DL and 159 kbps in UL

## Student Questions

# Single-Cell Point-to-Multipoint (SC-PTM)

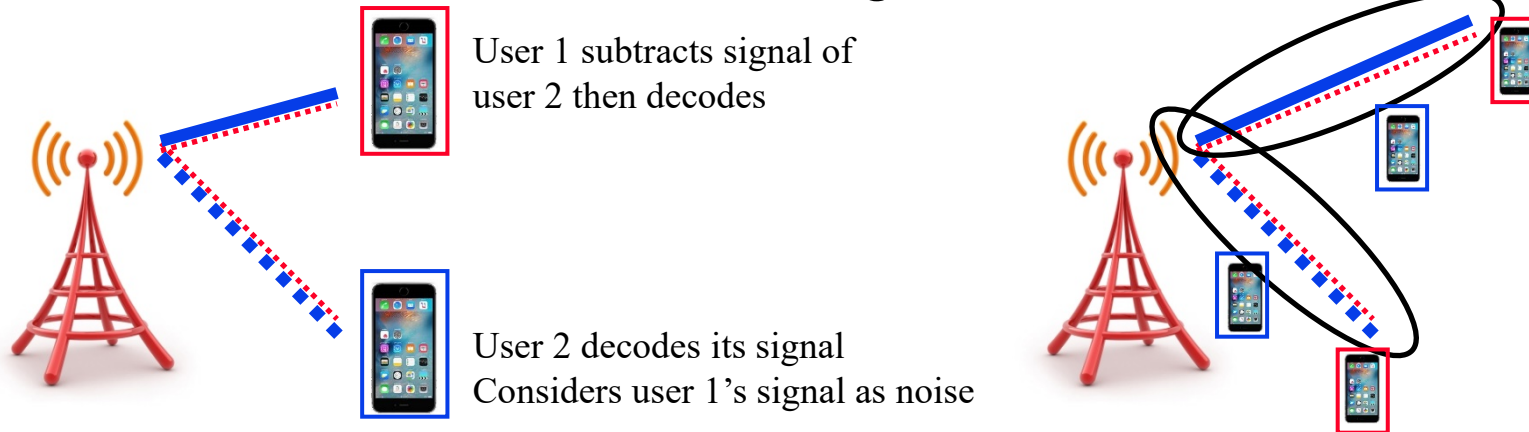
- ❑ Enhancement of enhanced Multimedia Multicast Broadcast (eMBMS)
- ❑ eMBMS allows multi-cell broadcasts but requires synchronization among eNBs.
- ❑ SC-PTM does not require synchronized networks as in eMBMS
- ❑ Each cell handles its own broadcasts.
- ❑ A physical downlink shared channel (PDSCH) is used
- ❑ Control information is broadcast on a “single-cell multicast control channel (SC-MCCH). Indicates active MBMS sessions and information about each session
- ❑ Data is broadcast on a “Single Cell multicast transport channel (SC-MTCH).
- ❑ In R14, SC-PTM was extended to NB-IoT devices

## Student Questions



# Multi-User Superposition Transmission (MUST)

- ❑ Users are distinguished by power levels  
Non-Orthogonal Multiple Access (NOMA)
- ❑ Users with poor channel condition get higher power
- ❑ Users with higher power decode their signal treating others as noise
- ❑ Users with lower power subtract the higher powered signals before decoding.
- ❑ Can also be used with beamforming and MIMO



Ref: G. Ding, et al, "Application of Non-orthogonal Multiple Access in LTE and 5G Networks,"

<https://pdfs.semanticscholar.org/a404/21a9762db528bfe848166765fee43e740c94.pdf>

Washington University in St. Louis

<http://www.cse.wustl.edu/~jain/cse574-20/>

©2020 Raj Jain

## Student Questions

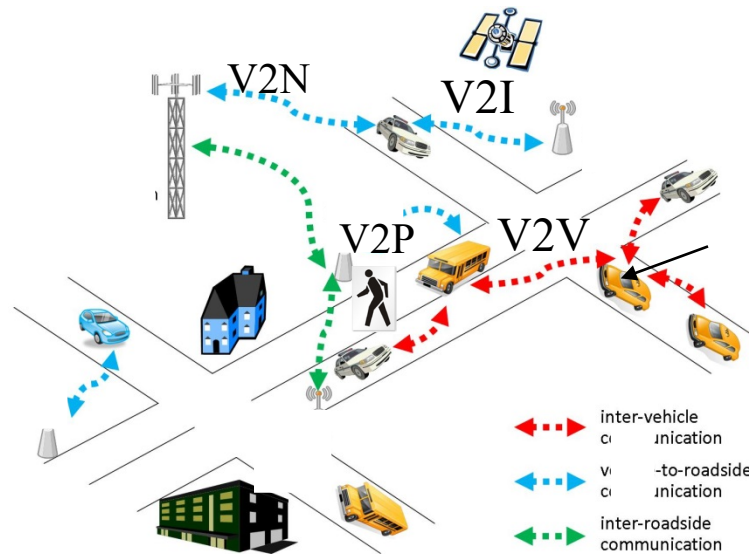
# L2 Latency Reduction

- ❑ Instant Uplink Access (IUA): A.k.a Fast up link
  - A long-lasting grant with recurring resources is provided to the device
  - Extension of Semi-Persistent Scheduling (SPS) with shorter recurring periods of up to 1 ms
  - Device transmits only if there is data
    - Does not need to transmit padding if there is no data
    - ⇒ Saves power
  - eNB sends Nack if no data is received during a scheduled grant
- ❑ Short Transmit-time Travel Interval (TTI):
  - Time to switchover from receive to transmit
  - 2 symbols for FDD, 7 symbols for TDD

## Student Questions

# Cellular Vehicle-to-X (C-V2X)

- ❑ Vehicle-to-Vehicle (V2V): Collision avoidance
- ❑ Vehicle-to-Infrastructure (V2I): Traffic lights
- ❑ Vehicle-to-Pedestrians (V2P): Safety alerts
- ❑ Vehicle-to-Network (V2N): Maps, routing
- ❑ Use 5.9 GHz VANET spectrum direct PC5 interface for V2I, V2P, V2V
- ❑ Use licensed spectrum for V2N
- ❑ Direct communication using enhanced LTE D2D sidelink w PC5 Interface
- ❑ Another alternative is to use UE to eNB Uu interface for upload and retransmission/broadcast from eNB



## Student Questions

Ref: Qualcomm, "Expanding the 5G NR ecosystem and roadmap in 3GPP Release 16 and beyond," Sep 2018, 35 pp.,

<https://www.qualcomm.com/media/documents/files/expanding-the-5g-nr-ecosystem-and-roadmap-in-3gpp-rel-16-beyond.pdf>

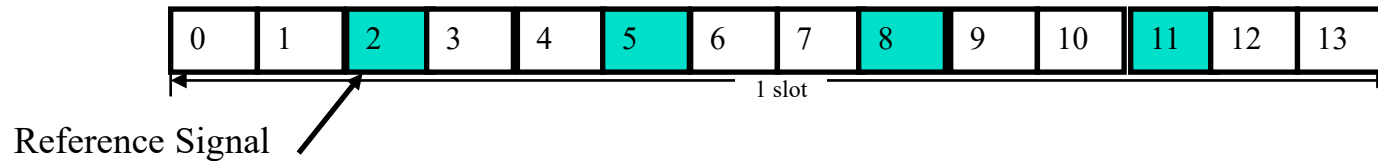
# D2D vs. V2V

	<b>D2D</b>	<b>V2V</b>
<b>Application</b>	Voice	M2M
<b>Packet Size</b>	Small	Large
<b>Latency</b>	Not Critical	Critical 20-100 ms
<b>UE Density</b>	Low # of safety personnel	High number of vehicles
<b>Dynamics</b>	Pedestrian speeds	250 km/h

## Student Questions

# V2V Extensions

- Higher Doppler due to high speed: Doubled the number of demodulation reference symbols (DMRS) to 4



- Lower Latency: Scheduling and data in the same subframe
- Collision Avoidance: UEs can sense load on the channel and request resources in advance to avoid collisions
- Global Navigation Satellite Systems (GNSS) based Synchronization: V2V almost always have GPS. It can be used in addition to eNB timing.
- Enhanced sidelink configuration and signaling

## Student Questions



# Summary

1. LTE Advanced Pro is 4.5G technology developed by 3GPP as Release 13 and 14
2. Release 13 introduced several new features:
  1. AAS and FD-MIMO
  2. Spectrum Aggregation enhancements: LAA, LWA, LWIP
  3. IoT/MTC
  4. D2D for Safety personnel
3. Release 14 mostly further enhanced these features and added:
  1. MUST
  2. V2X

## Student Questions

# Reading List

1. Rohde & Schwarz, "LTE-Advanced Pro Introduction eMBB Technology Components in 3GPP Release 13/14," White paper, 50 pp.,  
[https://cdn.rohde-schwarz.com/pws/dl\\_downloads/dl\\_common\\_library/dl\\_brochures\\_and\\_datasheets/pdf\\_1/LTE-Advanced-Pro\\_Introduction\\_White\\_paper\\_en\\_5215-8258-52\\_v0100.pdf](https://cdn.rohde-schwarz.com/pws/dl_downloads/dl_common_library/dl_brochures_and_datasheets/pdf_1/LTE-Advanced-Pro_Introduction_White_paper_en_5215-8258-52_v0100.pdf)
2. G. Pfeifer, "5G Technology Introduction, Market Status Overview and Worldwide Trials," 5G and IoT Seminar, Italy, May 2017,  
[https://cdn.rohde-schwarz.com/it/seminario/5G\\_Seminar\\_Part1\\_Standardization\\_Market\\_PHY\\_170509\\_Italy.pdf](https://cdn.rohde-schwarz.com/it/seminario/5G_Seminar_Part1_Standardization_Market_PHY_170509_Italy.pdf)

## Student Questions

# References

- ❑ G. Xu, et al, "Full-Dimension MIMO: Status and Challenges in Design and Implementation," May 2014, [http://www.ieee-ctw.org/2014/slides/session3/CTW\\_2014\\_Samsung\\_FD-MIMO.pdf](http://www.ieee-ctw.org/2014/slides/session3/CTW_2014_Samsung_FD-MIMO.pdf)
- ❑ Hossam Fattah, "5G LTE Narrowband Internet of Things (NB-IoT)," CRC Press, Boca Raton, 3 September 2018, 262 pp., ISBN 9780429847585
- ❑ G. Ding, et al, "Application of Non-orthogonal Multiple Access in LTE and 5G Networks," <https://pdfs.semanticscholar.org/a404/21a9762db528bfe848166765fee43e740c94.pdf>
- ❑ Qualcomm, "Expanding the 5G NR ecosystem and roadmap in 3GPP Release 16 and beyond," Sep 2018, 35 pp., <https://www.qualcomm.com/media/documents/files/expanding-the-5g-nr-ecosystem-and-roadmap-in-3gpp-rel-16-beyond.pdf>
- ❑ P. Zhu, "5G Enabling Technologies," PIMRC, Sep 2014, 20 slides, <http://www.ieee-pimrc.org/2014/2014-09-03%205G%20>
- ❑ W. Afifi and M. Krunz, "Adaptive Transmission-Reception-Sensing Strategy for Cognitive Radios with Full-duplex Capabilities," April 2010, 12 pp.,

## Student Questions



# References (Cont)

- ❑ I. S. Simic, "Evolution of Mobile Base Station Architectures," Microwave Review, Jun 2007, 6pp., [http://www.mtt-serbia.org.rs/microwave\\_review/pdf/Vol13No1-07-ISimic.pdf](http://www.mtt-serbia.org.rs/microwave_review/pdf/Vol13No1-07-ISimic.pdf)
- ❑ I. Hwang, B. Song, and S. S. Soliman, "A Holistic View on Hyper-Dense Heterogeneous and Small Cell Networks," IEEE Communications Magazine, Jun 2013, pp. 20-27
- ❑ P. Skillermark and P. Frenger, "Enhancing Energy Efficiency in LTE with Antenna Muting," 75th Vehicular Technology Conf. (VTC Spring), Yokohama, 2012, pp. 1-5
- ❑ ITU-R M.2290-0, "Future Spectrum Requirements estimate for Terrestrial IMT," Dec 2013, [http://www.itu.int/dms\\_pub/itu-r/opb/rep/R-REP-M.2290-2014-PDF-E.pdf](http://www.itu.int/dms_pub/itu-r/opb/rep/R-REP-M.2290-2014-PDF-E.pdf)

## Student Questions

# Wikipedia Links

- ❑ <https://en.wikipedia.org/wiki/Device-to-device>
- ❑ <https://en.wikipedia.org/wiki/Laa>
- ❑ [https://en.wikipedia.org/wiki/LTE-WLAN\\_Aggregation](https://en.wikipedia.org/wiki/LTE-WLAN_Aggregation)
- ❑ [https://en.wikipedia.org/wiki/LTE\\_\(telecommunication\)](https://en.wikipedia.org/wiki/LTE_(telecommunication))
- ❑ [https://en.wikipedia.org/wiki/LTE\\_Advanced](https://en.wikipedia.org/wiki/LTE_Advanced)
- ❑ [https://en.wikipedia.org/wiki/LTE\\_Advanced\\_Pro](https://en.wikipedia.org/wiki/LTE_Advanced_Pro)
- ❑ [https://en.wikipedia.org/wiki/LTE\\_in\\_unlicensed\\_spectrum](https://en.wikipedia.org/wiki/LTE_in_unlicensed_spectrum)
- ❑ <https://en.wikipedia.org/wiki/MIMO>
- ❑ [https://en.wikipedia.org/wiki/Multi-Operator\\_Radio\\_Access\\_Network](https://en.wikipedia.org/wiki/Multi-Operator_Radio_Access_Network)
- ❑ [https://en.wikipedia.org/wiki/Multimedia\\_Broadcast\\_Multicast\\_Service](https://en.wikipedia.org/wiki/Multimedia_Broadcast_Multicast_Service)
- ❑ [https://en.wikipedia.org/wiki/Narrowband\\_IoT](https://en.wikipedia.org/wiki/Narrowband_IoT)
- ❑ [https://en.wikipedia.org/wiki/Radio\\_access\\_network](https://en.wikipedia.org/wiki/Radio_access_network)
- ❑ [https://en.wikipedia.org/wiki/Telecom\\_infrastructure\\_sharing](https://en.wikipedia.org/wiki/Telecom_infrastructure_sharing)
- ❑ <https://en.wikipedia.org/wiki/Vehicle-to-everything>
- ❑ [https://en.wikipedia.org/wiki/Vehicular\\_ad\\_hoc\\_network](https://en.wikipedia.org/wiki/Vehicular_ad_hoc_network)

## Student Questions

# Acronyms

- ❑ 3GPP Third Generation Partnership Project
- ❑ AAS Active Antenna System
- ❑ BPSK Binary Phase Shift Keying
- ❑ CA Carrier Aggregation
- ❑ CDN Content Distribution Networks
- ❑ cDRX Continuous Mode DRX
- ❑ CoMP Coordinated Multi-Point Operation
- ❑ dB deciBel
- ❑ DC Dual Connectivity
- ❑ DL Downlink
- ❑ DMRS Demodulation Reference Signal
- ❑ DRX Discontinuous Reception
- ❑ eICIC Enhanced Inter-Cell Interference Cancellation
- ❑ eIMTA Enhanced Interference Mitigation and Traffic Adaptation
- ❑ eLAA Enhanced License Assisted Access
- ❑ eLWA Enhanced LTE/WLAN Aggregation

## Student Questions

# Acronyms (Cont)

- ❑ eLWIP Enhanced LTE/WLAN over IP Tunnel
- ❑ eMBB Enhanced Mobile Broadband
- ❑ eMBMS Enhanced Multicast Broadcast Multimedia Service
- ❑ eMTC Enhanced Machine Type Communication
- ❑ eNB Evolved Node-B
- ❑ EPDCCH Enhanced Physical Downlink Control Channel
- ❑ EPS
- ❑ FCC Federal Communications Commission
- ❑ FD Full Dimension
- ❑ GHz Giga Hertz
- ❑ GNSS Global Navigation Satellite Systems
- ❑ HARQ Hybrid Automatic Repeat Request
- ❑ HTTP Hyper-text Transfer Protocol
- ❑ ICS IMS Centralized Services
- ❑ ID Identifier
- ❑ IMS Internet Multimedia System

## Student Questions

# Acronyms (Cont)

- ❑ IoT Internet of Things
- ❑ IP Internet Protocol
- ❑ ISBN International Standard Book Number
- ❑ IUA ICS User Agent
- ❑ kHz Kilo Hertz
- ❑ LAA License Assisted Access
- ❑ LAN Local Area Network
- ❑ LTE Long-Term Evolution
- ❑ LWA LTE/WLAN Aggregation
- ❑ LWIP LTE/WLAN over IPsec Tunnel
- ❑ MBMS Multimedia Broadcast Multicast Service
- ❑ MBS Metropolitan Beacon System
- ❑ MCCH Multicast Control Channel
- ❑ MHz Mega Hertz
- ❑ MIMO Multiple Input Multiple Output
- ❑ MPD Media Presentation Description

## Student Questions

## Acronyms (Cont)

- ❑ MTC Machine Type Communication
- ❑ MUST Multi-User Superposition Transmission
- ❑ mW milliWatt
- ❑ NAICS Network Assisted Interference Cancellation and Supression
- ❑ NB Narrow-Band
- ❑ NOMA Non-Orthogonal Multiple Access
- ❑ NR New Radio
- ❑ PC5 One of LTE V2X Interfaces
- ❑ PDN Public Data Network
- ❑ PDSCH Physical Downlink Shared channel
- ❑ PHY Physical
- ❑ PLMN Public Land Mobile Network
- ❑ PRB Physical Resource Block
- ❑ PROSE Proximity Services
- ❑ PSD Power Spectral Density
- ❑ PSM Power save mode

## Student Questions

# Acronyms (Cont)

- ❑ PTM Point-to-Multipoint
- ❑ QAM Quadrature Amplitude Modulation
- ❑ QoS Quality of Service
- ❑ QPSK Quadrature Phase Shift Keying
- ❑ RAN Radio Access Network
- ❑ RF Radio Frequency
- ❑ RS Reference Signal
- ❑ SC-PTM Single-Cell Point-to-Multipoint
- ❑ SON Self-Organizing Network
- ❑ SRS Sounding Reference Signals
- ❑ TDD Time-Division Duplex
- ❑ TTI Transmit Transition Interval
- ❑ UE User Element
- ❑ UL Uplink
- ❑ URL Uniform Resource Locator
- ❑ VANET Vehicular Area Network

## Student Questions

# Acronyms (Cont)

- ❑ WAN Wide-Area Network
- ❑ WLAN Wireless Local Area Network

## Student Questions



**Scan This to Download These Slides**



**THANK  
YOU**



Raj Jain

<http://rajjain.com>

[http://www.cse.wustl.edu/~jain/cse574-20/j\\_19lap.htm](http://www.cse.wustl.edu/~jain/cse574-20/j_19lap.htm)

**Student Questions**

# Related Modules



CSE567M: Computer Systems Analysis (Spring 2013),  
[https://www.youtube.com/playlist?list=PLjGG94etKypJEKjNAa1n\\_1X0bWWNyZcof](https://www.youtube.com/playlist?list=PLjGG94etKypJEKjNAa1n_1X0bWWNyZcof)

CSE473S: Introduction to Computer Networks (Fall 2011),  
[https://www.youtube.com/playlist?list=PLjGG94etKypJWOSPMh8Azcg5e\\_10TiDw](https://www.youtube.com/playlist?list=PLjGG94etKypJWOSPMh8Azcg5e_10TiDw)



Recent Advances in Networking (Spring 2013),  
<https://www.youtube.com/playlist?list=PLjGG94etKypLHyBN8mOgwJLHD2FFIMGq5>

CSE571S: Network Security (Fall 2011),  
<https://www.youtube.com/playlist?list=PLjGG94etKypKvzfVtutHcPFJXumyyg93u>



Video Podcasts of Prof. Raj Jain's Lectures,  
<https://www.youtube.com/channel/UCN4-5wzNP9-ruOzQMs-8NUw>

## Student Questions