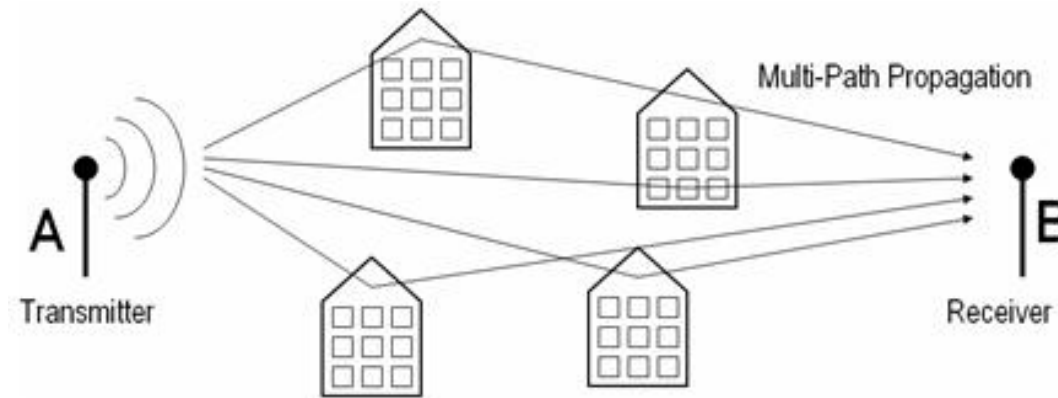


Introduction to Wireless Signal Propagation



Raj Jain

Professor of Computer Science and Engineering
Washington University in Saint Louis
Saint Louis, MO 63130
Jain@cse.wustl.edu

Audio/Video recordings of this class lecture are available at:

<http://www.cse.wustl.edu/~jain/cse574-22/>

Student Questions



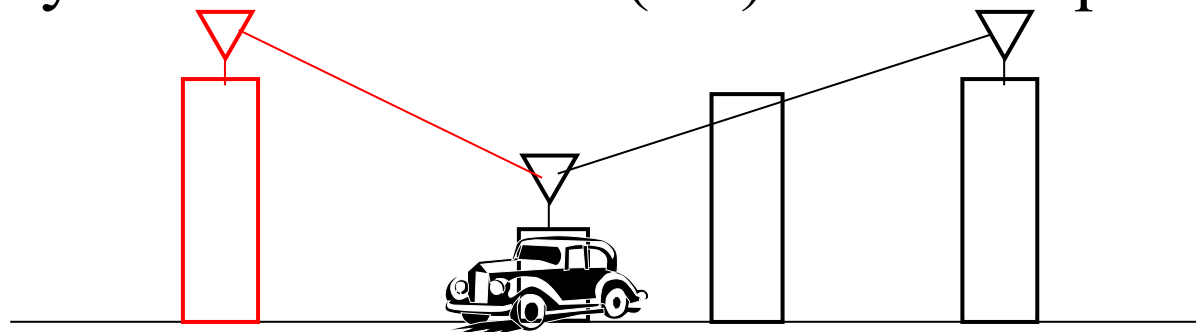
1. Reflection, Diffraction, Scattering
2. Fading, Shadowing, multipath
3. Fresnel Zones
4. Multi-Antenna Systems, Beamforming, MIMO
5. OFDM

Note: This is the 2nd in a series of 2 lectures on the wireless physical layer. Modulation, coding, Shannon's theorem, etc., were discussed in the other lecture.

Student Questions

Wireless Radio Channel

- ❑ Path loss: Depends upon distance and frequency
- ❑ Noise
- ❑ Shadowing: Obstructions
- ❑ Frequency Dispersion (Doppler Spread) due to motion
- ❑ Interference
- ❑ Multipath: Multiple reflected waves
- ❑ Inter-symbol interference (ISI) due to dispersion



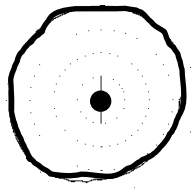
Student Questions

- ❑ Could we go over how this figure relates to the terms above? *Shows different path loss in red and black paths*
- ❑ So both Multipath and ISI are interference of the transmitted waves themselves but multipath is due to the existence of reflector(s) and ISI is due to moving waves? *Multipath is due to interference of waves. ISI can happen even in a single wave it travels too far. See Slide 4-10.*


Antenna

- ❑ Transmitter converts electrical energy to electromagnetic waves
- ❑ Receiver converts electromagnetic waves to electrical energy
- ❑ The same antenna is used for transmission and reception
- ❑ Omni-Directional: Power radiated in all directions
- ❑ Directional: Most power in the desired direction
- ❑ Isotropic antenna: Radiates in all directions equally
- ❑ Antenna Gain = Power at particular point/Power with Isotropic
is expressed in dBi.


$$P_r = P_t G_t G_r (\lambda/4\pi d)^2$$



Omni-Directional



Directional



Isotropic

Student Questions

- ❑ Can you explain the difference between Omni-Directional, Directional, and Isotropic? *Isotropic is the ideal omni-directional antenna (used for reference).*
- ❑ Omni-directional is radiated in all directions, but not equally? *Almost equally but not a perfect circle. Isotropic is theoretical, while omni-directional, as shown, is what you get in practice.*

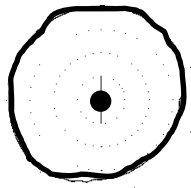
- ❑ What is the unit dBi, and how would you work with it in the equation given?

*dBi = Deci-Bel isotropic = Power compared to isotropic antenna
The formula gives power in Watts.
 $10\log_{10}P$ changes it to dB.*


Antenna

- ❑ Transmitter converts electrical energy to electromagnetic waves
- ❑ Receiver converts electromagnetic waves to electrical energy
- ❑ The same antenna is used for transmission and reception
- ❑ Omni-Directional: Power radiated in all directions
- ❑ Directional: Most power in the desired direction
- ❑ Isotropic antenna: Radiates in all directions equally
- ❑ Antenna Gain = Power at particular point/Power with Isotropic
is expressed in dBi.


$$P_r = P_t G_t G_r (\lambda/4\pi d)^2$$



Omni-Directional



Directional



Isotropic

Student Questions

- ❑ Isn't the difference between isotropic and Omni that isotropic transmits the power in a sphere shape and Omni in a circle shape?

Isotropic = equal in 3D

Omni = Equal in 2D

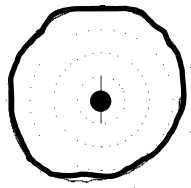
- ❑ I wonder why the azimuth pattern of Omni-directional (left figure) is not a circle.

Isotropic is theoretical. Omni shown here is realistic.


Antenna

- ❑ Transmitter converts electrical energy to electromagnetic waves
- ❑ Receiver converts electromagnetic waves to electrical energy
- ❑ The same antenna is used for transmission and reception
- ❑ Omni-Directional: Power radiated in all directions
- ❑ Directional: Most power in the desired direction
- ❑ Isotropic antenna: Radiates in all directions equally
- ❑ Antenna Gain = Power at particular point/Power with Isotropic
is expressed in dBi.


$$P_r = P_t G_t G_r (\lambda/4\pi d)^2$$



Omni-Directional



Directional



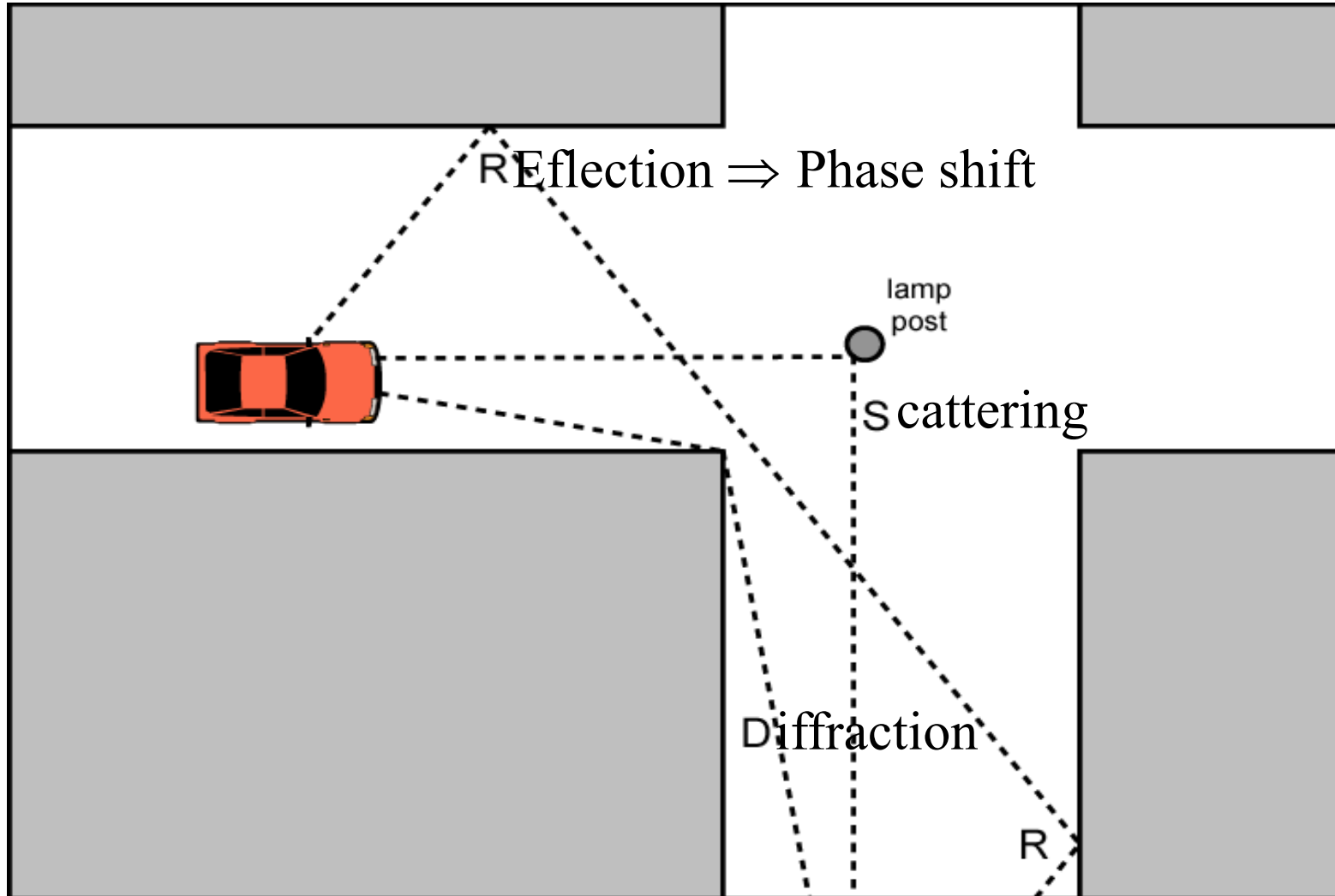
Isotropic

Student Questions

- ❑ Does the 'd' variable mean the distance between the antennas? And is there a reason we consider the area formula instead of the volume, as the transmissions will be spherical?

The formula is for the power received at an antenna.

Reflection, Diffraction, Scattering



Student Questions

Reflection, Diffraction and Scattering (Cont)

- ❑ **Reflection:** Surface large relative to the wavelength of the signal
 - May have phase shift from the original
 - May cancel out original or increase it
- ❑ **Diffraction:** Edge of the impenetrable body that is large relative to λ
 - May receive signal even if no line of sight (LOS) to the transmitter
- ❑ **Scattering**
 - Obstacle size on the order of wavelength. Lamp posts etc.
- ❑ If LOS, diffracted and scattered signals are not significant
 - Reflected signals may be
- ❑ If no LOS, **reflection**, diffraction, and scattering are primary means of reception

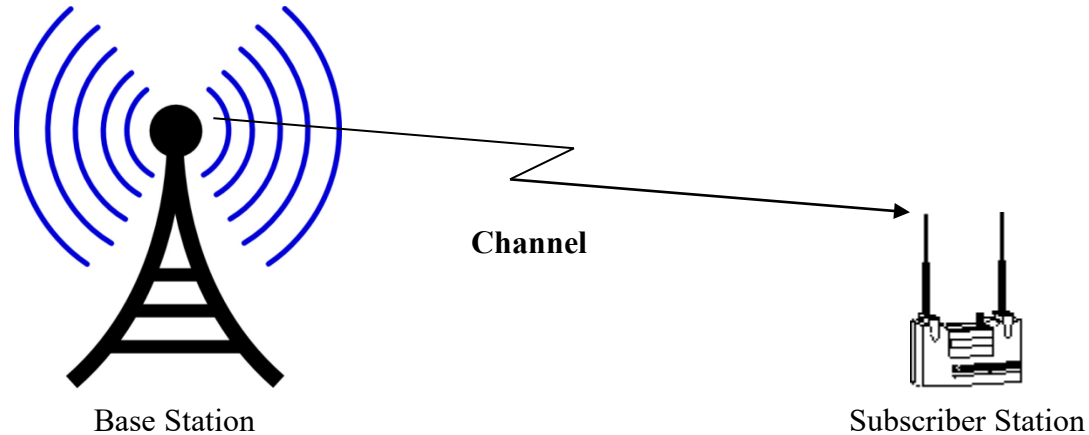
Student Questions

- ❑ Why is scattering a primary means of reception if there is no LOS?

Power received = LOS + Reflection, diffraction, and scattering

If one or more are missing, others become the means for a reception.

Channel Model



- ❑ Power profile of the received signal can be obtained by *convolving* the power profile of the transmitted signal with the impulse response of the channel.
- ❑ Convolution in time = multiplication in the frequency domain
- ❑ Signal x , after propagation through the channel H becomes y :

$$y(f) = H(f)x(f) + n(f)$$

- ❑ Here, $H(f)$ is **channel response**, and $n(f)$ is the noise. Note that x , y , H , and n are all functions of the signal frequency f .

Student Questions

- ❑ What is the power profile of the transmitted signal?
Power profile = power as a function of frequency

Path Loss

- ❑ Power is distributed equally to spherical area $4\pi d^2$
d = distance = radius

- ❑ The received power depends upon the wavelength

- ❑ If the Receiver collects power from area A_R :

$$P_R = P_T G_T \frac{1}{4\pi d^2} A_R$$

- ❑ Receiving Antenna Gain

$$G_R = \frac{4\pi}{\lambda^2} A_R$$

$$P_R = P_T G_T G_R \left(\frac{\lambda}{4\pi d}\right)^2$$

- ❑ This is known as **Frii's Law**.
Attenuation in free space increases with frequency.

Student Questions

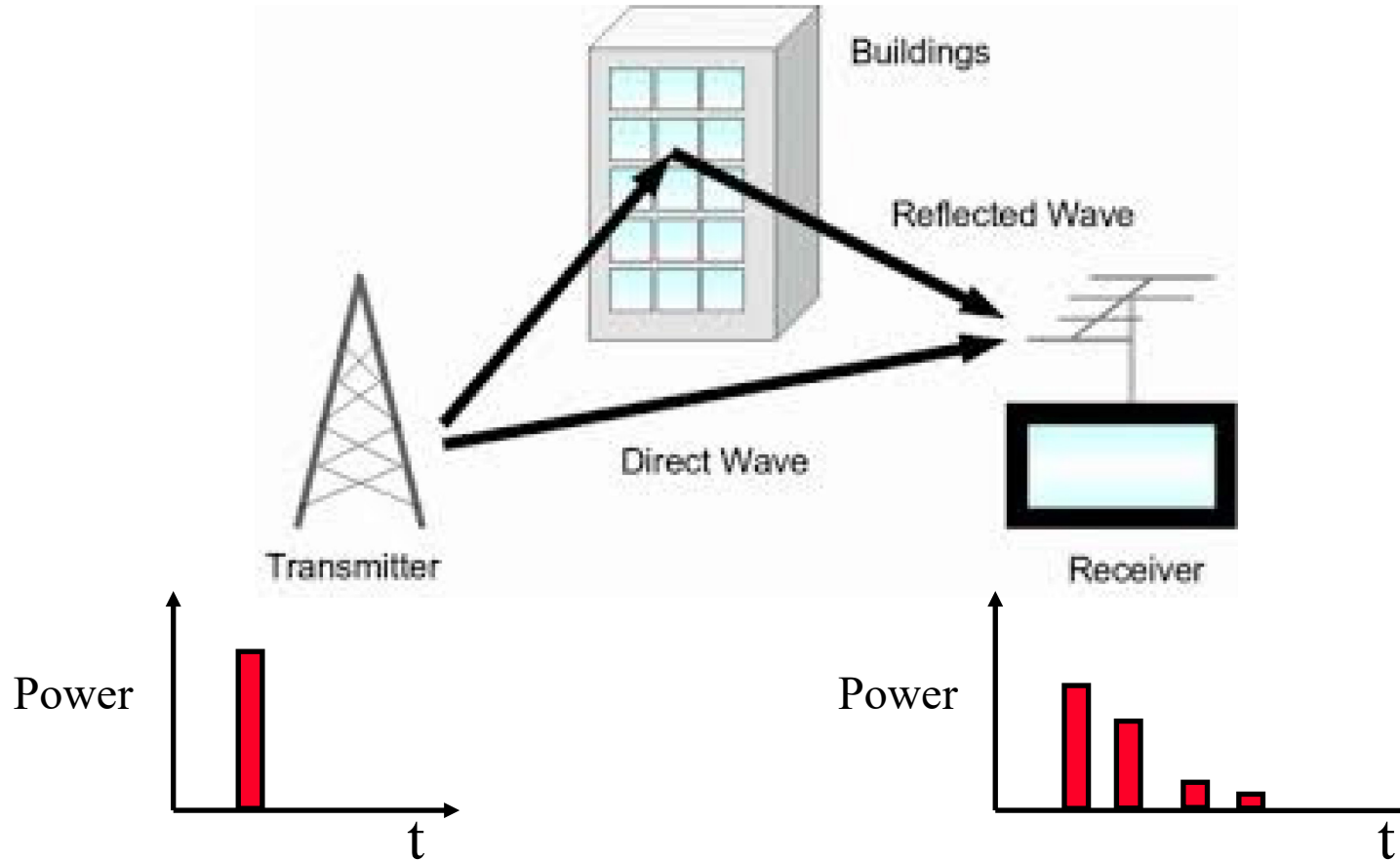
- ❑ I am confused, does the formula give us the power in Watts or dB?

Any time you see a multiplication or division, you know it is Watts. dBs can't be multiplied.

- ❑ Where does the formula here for G_R come from?
See the reading list.

- ❑ Is d diameter or radius?
d is distance = radius

Multipath



- ❑ Multiple reflected copies of the signal are received

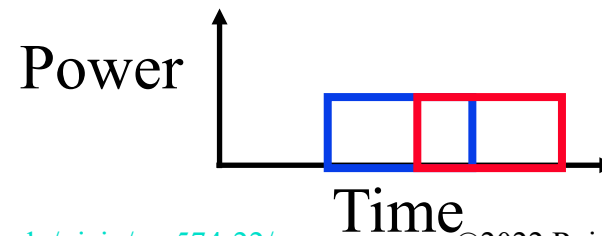
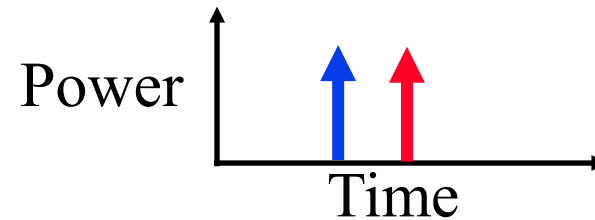
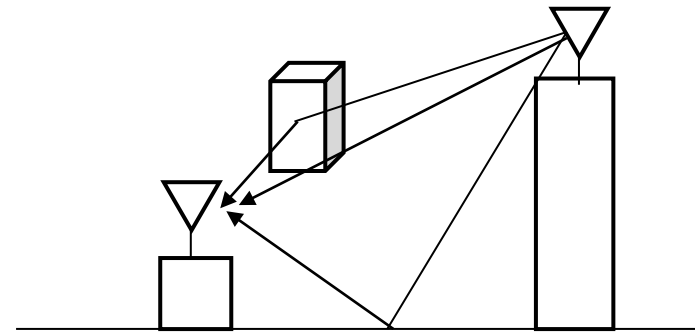
Student Questions

- ❑ What is the point of this? Is the reflected wave compared to the direct wave to verify integrity?
What you receive is very different from what was transmitted. So you have to find real signal from this kind of "noisy" signal.

- ❑ What is the Y axis in the figure?
Power

- ❑ How does the receiver decide whether what it receives is waves from a different source or a single wave with its multipath?
Receivers get a mixture and generally do not distinguish the source. Different sources should ideally use different frequencies.

Inter-Symbol Interference



- ❑ Symbols become wider
⇒ Limits the number of bits/s

Student Questions

- ❑ Is inter symbol interference due only to having multiple signals in a space, or could it be due to differing mediums?

This is how waves propagate. The pulses become wider and run in to each other. In some media, it happens faster (higher dispersion index).

- ❑ The people are analogous to the symbols; what is analogous to the tunnel?

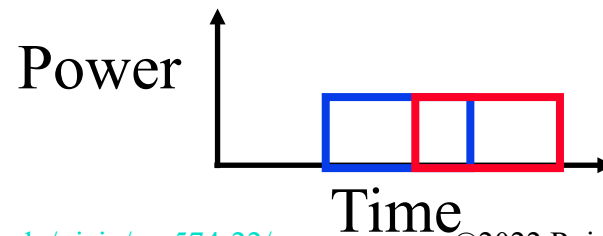
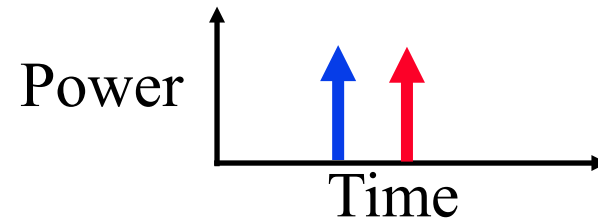
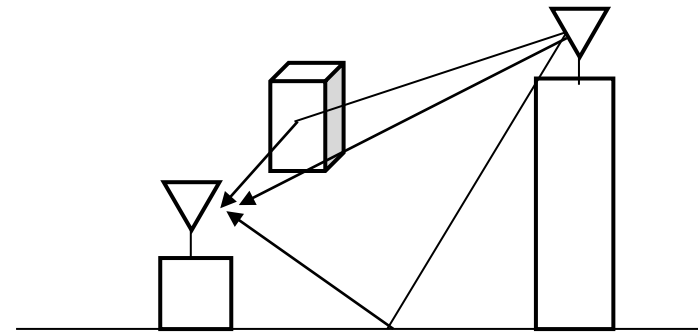
Medium. This applies to the wire, fiber, and wireless.

- ❑ Is the dispersion of symbols also present in the frequency domain? The Doppler effect is not just due to relative motion but the change of frequency due to multi-path reflections.

If there is no motion, multi-path does not change frequency.

Time domain dispersion does affect the frequency profile.

Inter-Symbol Interference

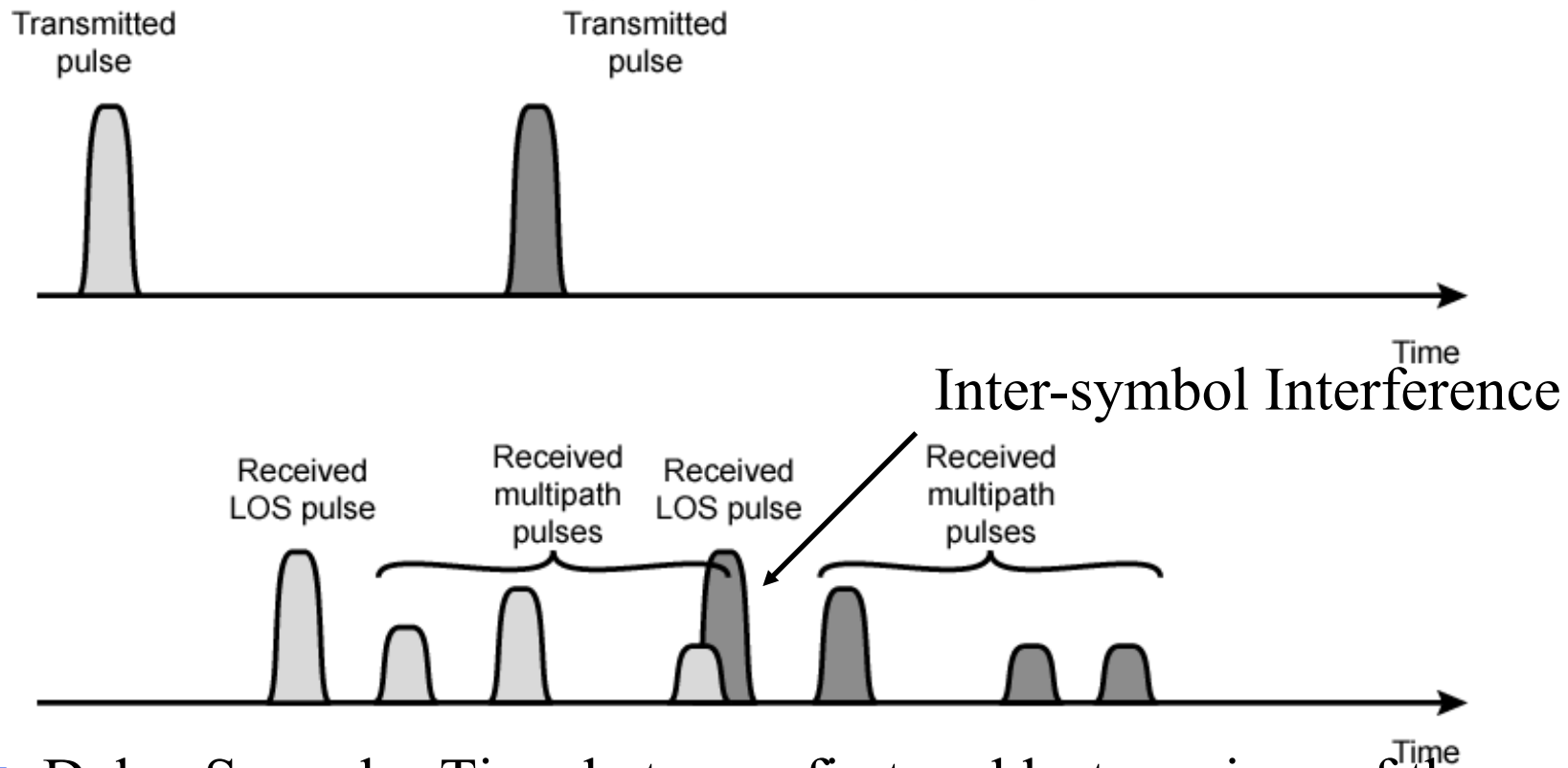


- Symbols become wider
⇒ Limits the number of bits/s

Student Questions

- ❖ Why having a large symbol duration means having less ISI?
Fatter symbols need more inter-symbol gaps to avoid interference.

Multipath Propagation



- ❑ Delay Spread = Time between first and last versions of the signal
- ❑ Fading: Fluctuation in amplitude, phase, or delay spread
- ❑ Multipath may add constructively or destructively
⇒ Fast fading

Student Questions

- ❑ What are fast fading and slow fading?

Fast = high frequency

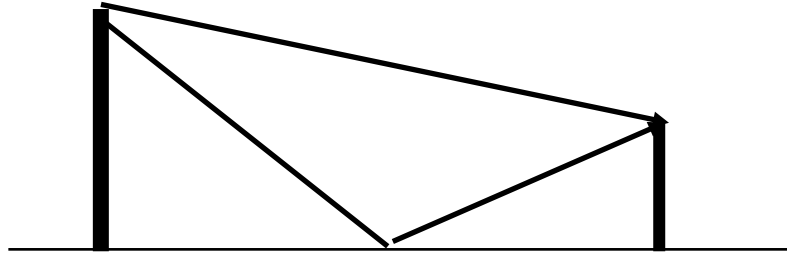
Slow = low frequency

See Slide 4-15

- ❑ How do we usually solve ISI?

By design and computation.

d^{-4} Power Law



- ❑ Using a two-ray model

$$P_R = P_T G_T G_R \left(\frac{h_t h_r}{d^2} \right)^2$$

- ❑ Here, h_T and h_R are heights of transmit and receive antennas
- ❑ It is valid for distances larger than

$$d_{\text{break}} = 4h_T h_R / \lambda$$

- ❑ Note that the received power becomes independent of the frequency: $P \propto d^{-n}$
- ❑ Measured results show $n=1.5$ to 5.5 . Typically, 4 .

Student Questions

- ❑ How can the received power is independent of frequency? I thought they were always correlated.

*You are right up to d_{break}
And assuming antennas in free space.*

- ❑ Can you please explain what n is in this slide?

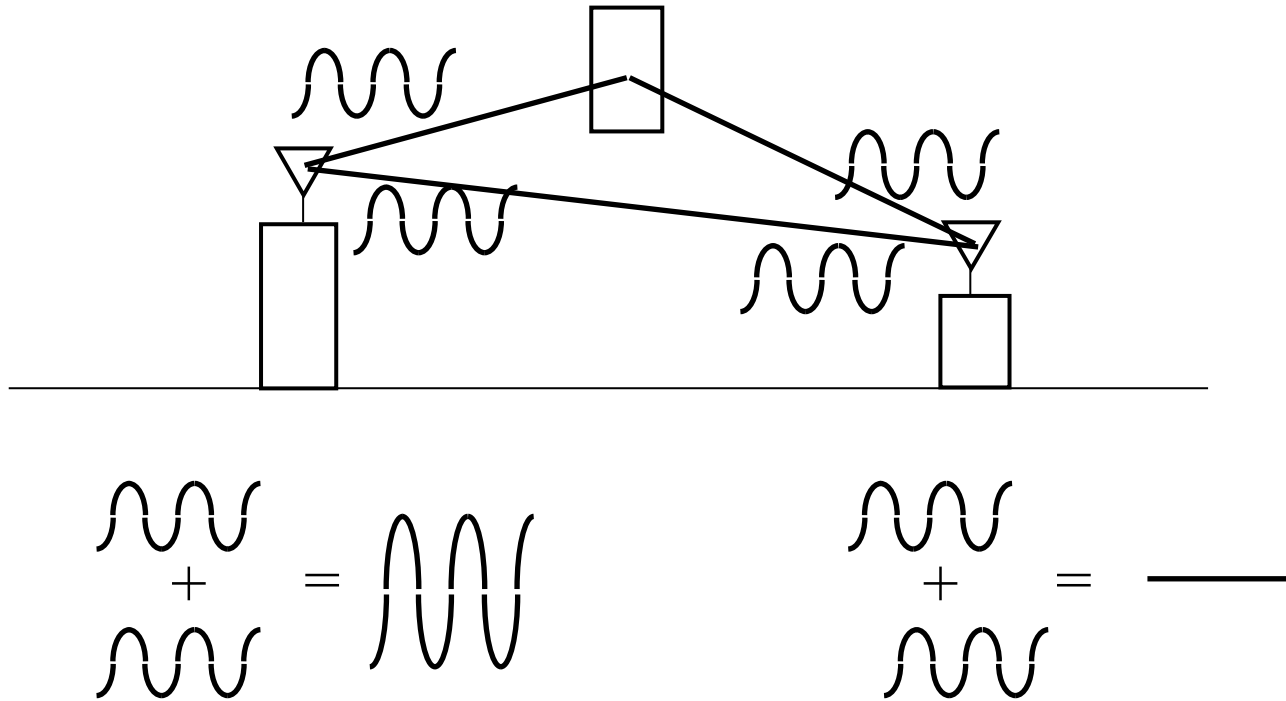
Negative Power of d

- ❑ When do we use this law?
When planning for tower placement.

*❖ How to correctly use the d^{-4} law?
Whenever you want to determine the height of the tower and its reach, you use this P_R formula. See homework 4*

Small Scale Fading

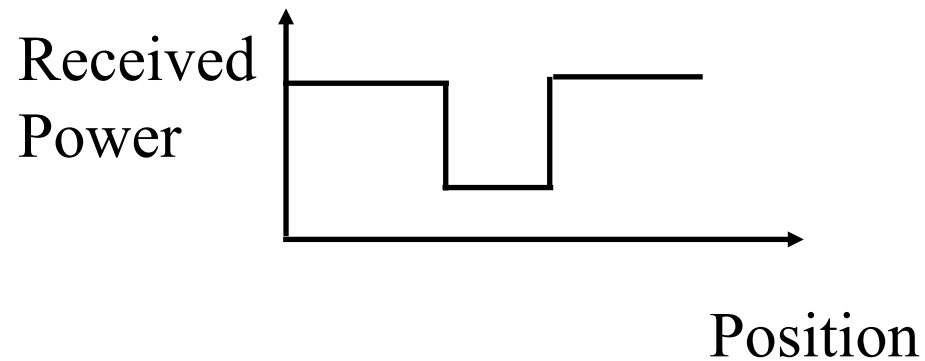
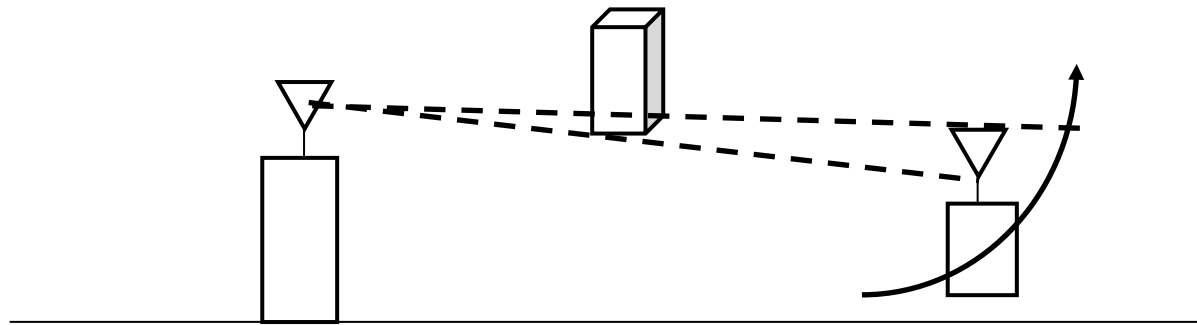
- The signal amplitude can change by moving a few inches \Rightarrow Small scale fading



Student Questions

Shadowing

- Shadowing gives rise to large scale fading

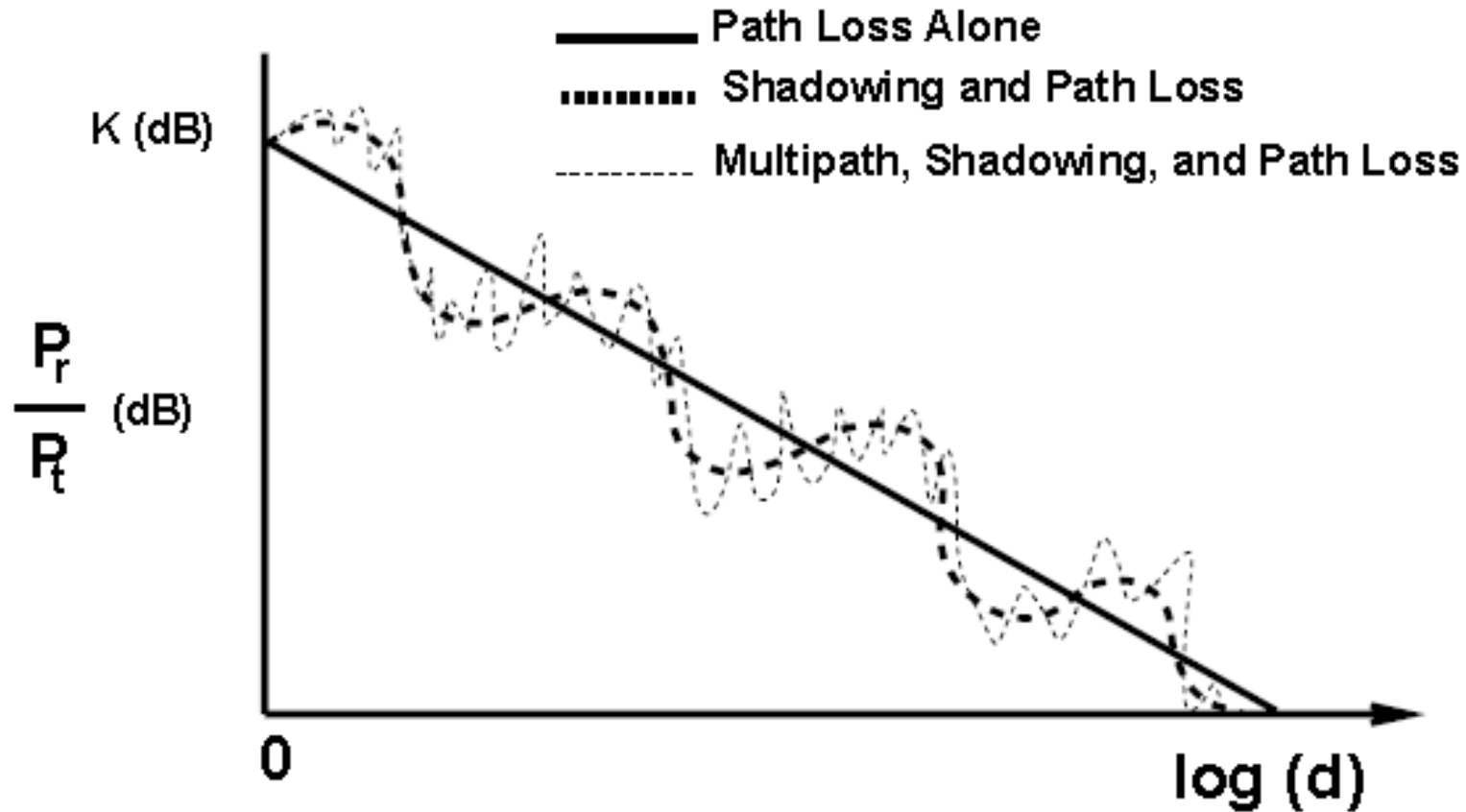


Student Questions

- Could you clarify the difference between shadowing and fading?

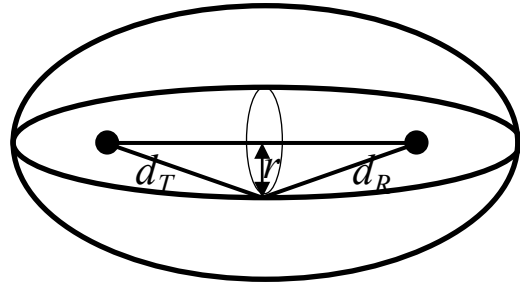
See slide 4-15

Total Path Loss



Student Questions

Fresnel Zones



- ❑ Draw an ellipsoid with BS and MS as Foci
- ❑ All points on the ellipsoid have the same BS-MS run length
- ❑ Fresnel ellipsoids = Ellipsoids for which run length = $LoS + i\lambda/2$
- ❑ At the Fresnel ellipsoids results in a phase shift of $i\pi$
- ❑ Radius of the i^{th} ellipsoid at a distance d_T from the transmitter and d_R from the receiver is

$$r_i \approx \sqrt{\frac{i\lambda d_T d_R}{d_T + d_R}}$$
- ❑ Free space (d^2) law is followed up to the distance at which the first Fresnel Ellipsoid touches the ground

Student Questions

- ❑ Can you repeat how the ellipsoid relates to the positions of the transmitters?

A circle has one center. An ellipse has two "foci." Ellipse is in 2D. Ellipsoid is in 3D. Fresnel zone is an ellipsoid with foci at the transmitter and receiver antenna.

- ❑ Can you go over what the purpose of a Fresnel Zone is? I get the formula, but what is the theoretical purpose of it?

Any objects in the zone, will reduce the signal even if they are not in the straightline joining the two antenna.

- ❑ What is the radius that the 5th bullet point refers to? Would that formula be used to solve for i ?

See the updated figure.

- ❑ What is the '1' in the equation of point #5?

See the updated formula.

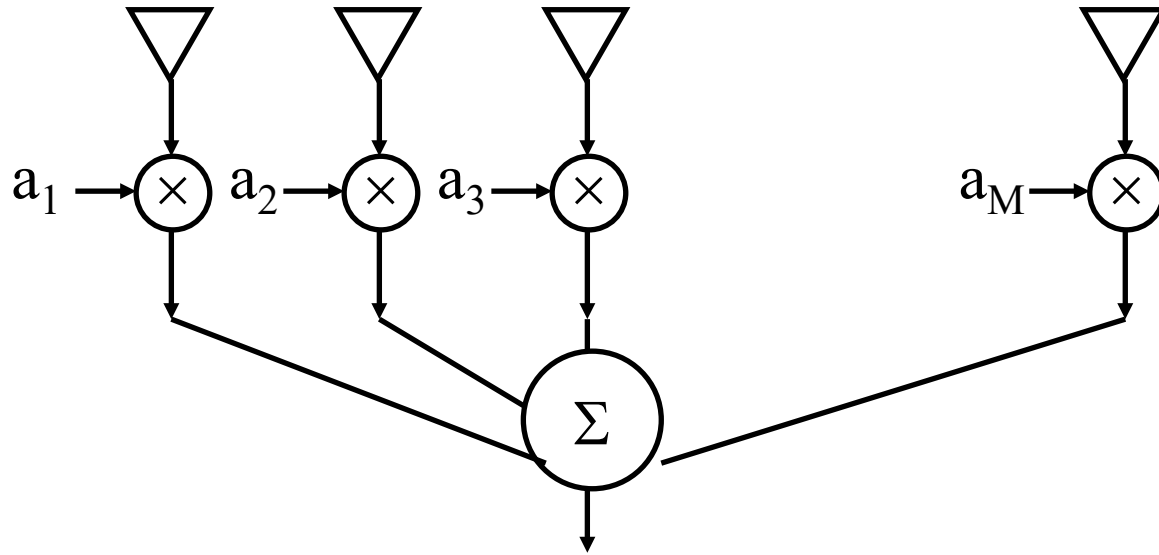
- ❑ Slide 16 was vague. Could you please explain it again?

Multi-Antenna Systems

- ❑ Receiver Diversity
- ❑ Transmitter Diversity
- ❑ Beam forming
- ❑ MIMO

Student Questions

Receiver Diversity

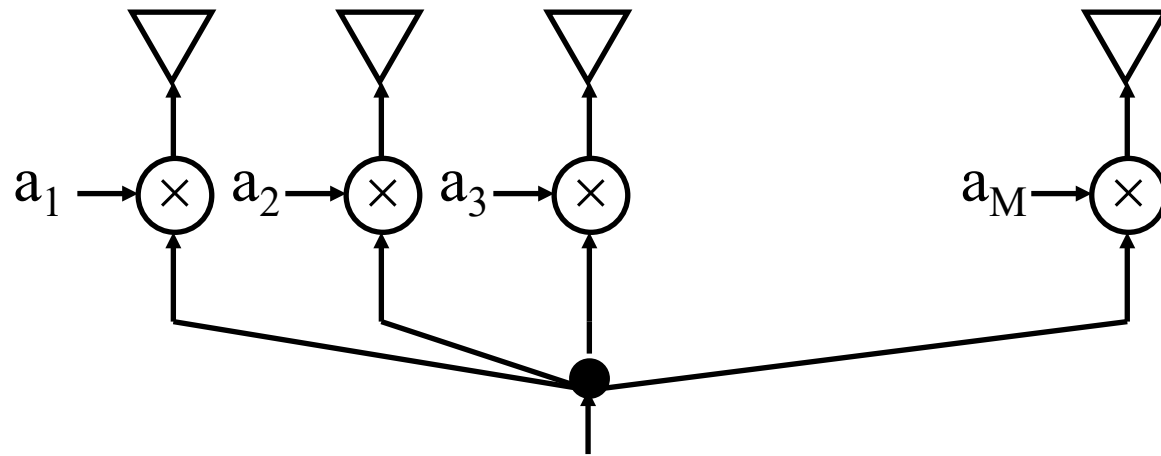


- ❑ User multiple receive antenna
- ❑ Selection combining: Select the antenna with the highest SNR
- ❑ Threshold combining: Select the first antenna with SNR above a threshold
- ❑ Maximal Ratio Combining: Phase is adjusted so that all signals have the same phase. Then the weighted sum is used to maximize SNR

Student Questions

- ❑ Is Maximal Ratio Combining a better way than Select and Threshold combining? Or are they used in different situations? *Each has a different cost. So these are used based on cost/performance tradeoff.*

Transmitter Diversity



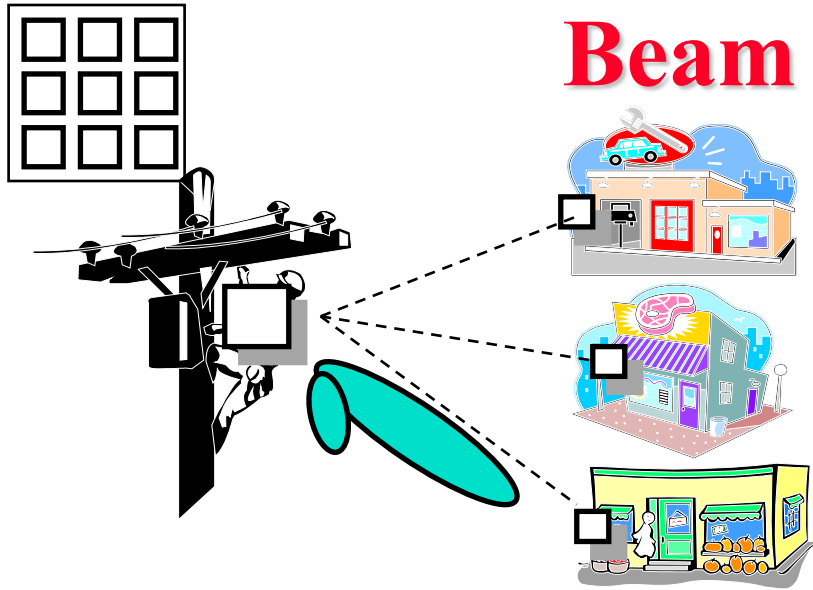
- ❑ Use multiple antennas to transmit the signal. Ample space, power, and processing capacity at the transmitter (but not the receiver).
- ❑ If the channel is known, phase each component and weight it before transmission so that they arrive in phase at the receiver and maximize SNR
- ❑ If the channel is not known, use space-time block codes

Student Questions

- ❑ What is Ample space?
ample = sufficient, a lot
- ❑ Is receiver and transceiver diversity similar to how a load balancer works for handling network traffic?
Load balancers are used for wired traffic. Diversity shown here is used to increase the data rate. Most current routers use multiple antenna.

- ❑ How is the rotation angle of the user's antenna array calculated with respect to the moving direction?
Rotation is another complexity. Too complex for this course.

Beam forming



- ❑ Phased Antenna Arrays:
Receive the same signal using multiple antennas
- ❑ By phase-shifting various received signals and then summing \Rightarrow Focus on a narrow directional beam
- ❑ Digital Signal Processing (DSP) is used for signal processing \Rightarrow Self-aligning

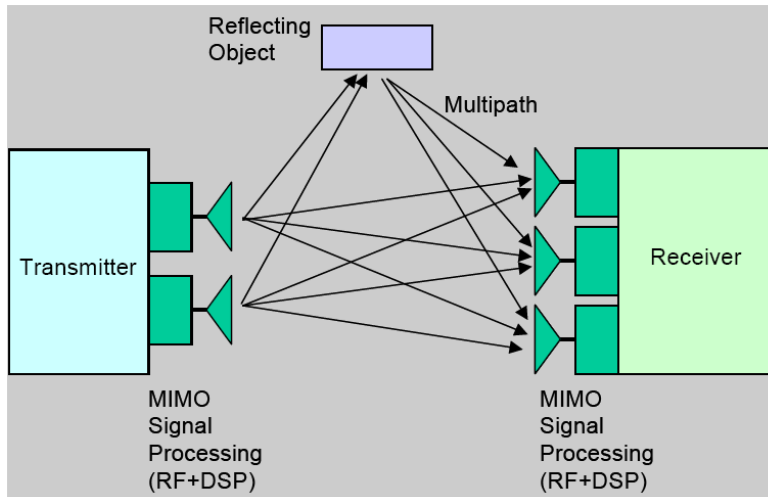
Student Questions

- ❑ Why are there 9 antennas? 3 for each receiver?
The 9 dots on the top house are window panes. Not antenna.
- ❑ Is beam forming done only at the receiver?
At the transmitter

MIMO



- ❑ Multiple Input Multiple Output
- ❑ RF chain for each antenna
⇒ Simultaneous reception or transmission of multiple streams



2x3

802.16e at 2.5 GHz, 10 MHz TDD, D:U=2:1

T:R	1x1	1x2	2x2	2x4	4x2	4x4
b/Hz	1.2	1.8	2.8	4.4	3.7	5.1

Student Questions

- ❑ I noticed the router on the slide. Are the multiple antennae on this kind of router strictly for MIMO? If it is the transmitter, then "T" in "T:R" is always 3.?

Yes, multiple antennas are for MIMO. No, it is not always 3. It can be any number.

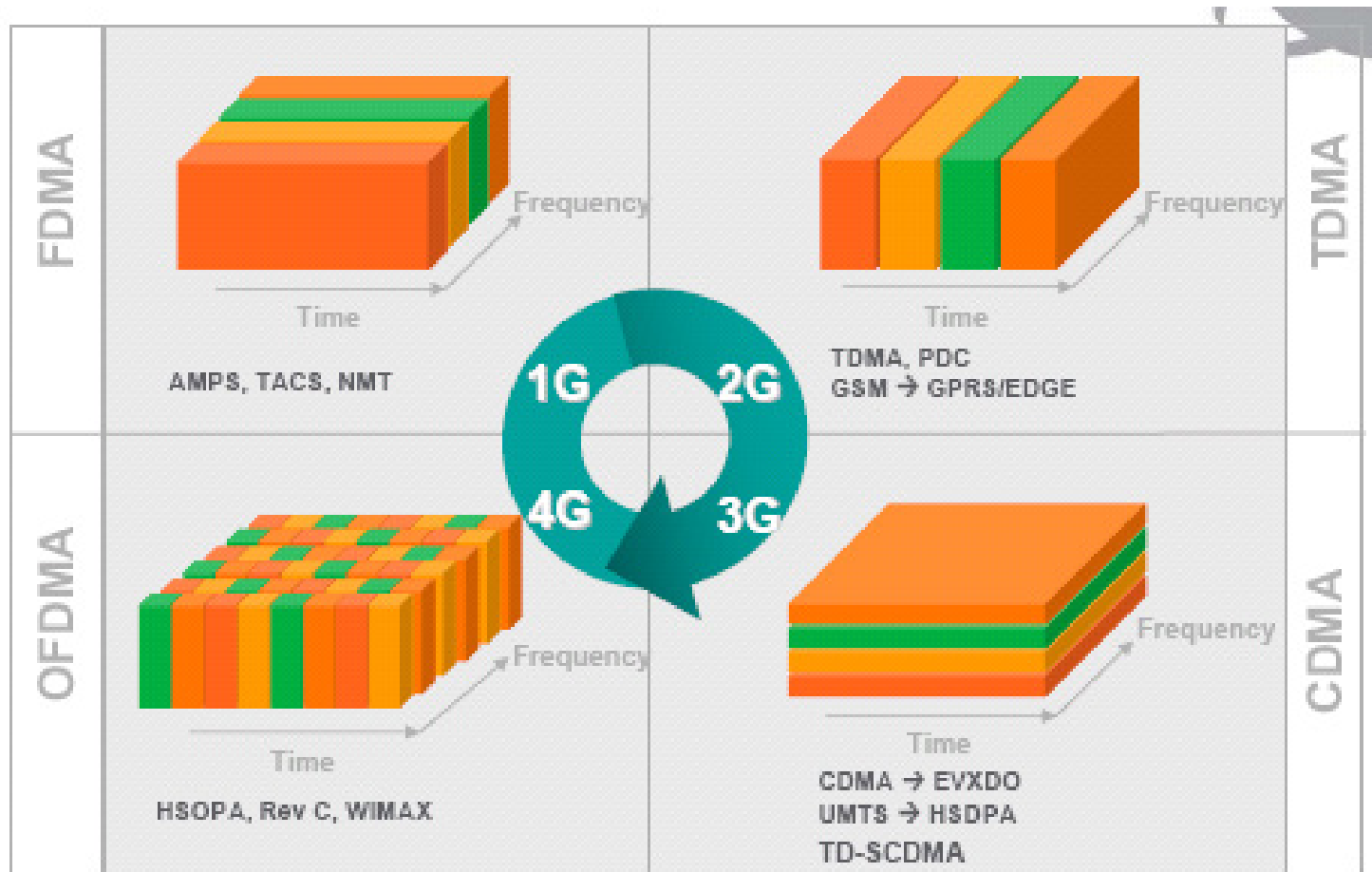
- ❑ From my understanding, MIMO is a form of transmitter diversity, so what is the difference?

MIMO = Transmitter diversity + receiver diversity

- ❑ What is D:U, and how does it affect the b/Hz?

*D=Down power
U=Up power*

Multiple Access Methods



Student Questions

❑ How does 5G compare?
It is similar to 4G (OFDMA) but significantly improved. Wait for the last module of this course.

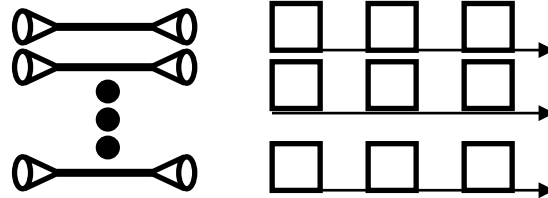

❑ What's the speed difference among these generations?
Generally, a factor of 10.

❑ Does 5G also do OFDMA?
Yes.

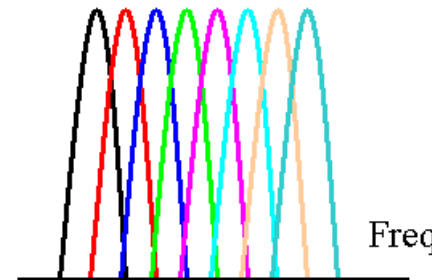
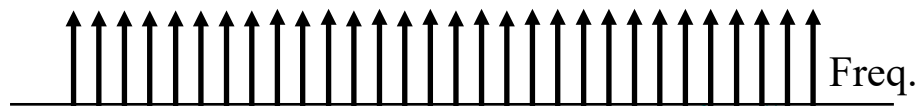
Source: Nortel

OFDM

- ❑ Orthogonal Frequency Division Multiplexing
- ❑ Ten 100 kHz channels are better than one 1 MHz Channel
⇒ Multi-carrier modulation



- ❑ Frequency band is divided into 256 or more sub-bands.
Orthogonal ⇒ Peak of one at null of others
- ❑ Each carrier is modulated with a BPSK, QPSK, 16-QAM, 64-QAM, etc., depending on the noise (Frequency selective fading)
- ❑ Used in 802.11a/g, 802.16,
Digital Video Broadcast handheld (DVB-H)
- ❑ Easy to implement using FFT/IFFT



Student Questions

- ❑ What is multi-carrier modulation?

Multicarrier = multiple frequency signals.

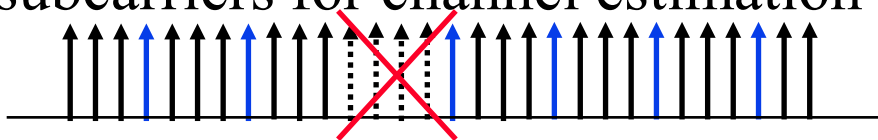
- ❑ What is the input to FFT, and what is the output of it?

FFT: Time domain to Frequency domain

IFFT: Frequency domain to time domain

Advantages of OFDM

- ❑ Easy to implement using FFT/IFFT.
FFT/IFFT are implemented only as powers of 2 (256, 1024, ...)
- ❑ Computational complexity = $O(B \log BT)$ compared to previous $O(B^2T)$ for Equalization. Here B is the bandwidth, and T is the delay spread.
- ❑ Graceful degradation if an excess delay
- ❑ Robustness against frequency selective burst errors
- ❑ Allows adaptive modulation and coding of subcarriers
- ❑ Robust against narrowband interference (affecting only some subcarriers)
- ❑ Allows **pilot** subcarriers for channel estimation



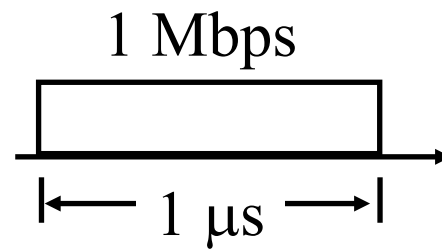
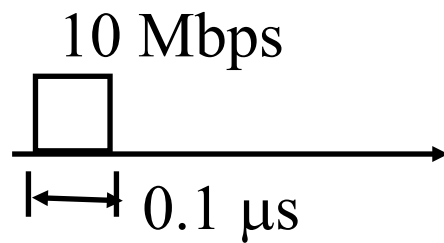
Student Questions

- ❑ Why does OFDM have graceful degradation?
Because there are multiple carriers. Not all carrier get damaged or equally damaged.

- ❑ What is Equalization?
Frequency-specific amplification.

OFDM: Design considerations

- ❑ A large number of carriers \Rightarrow Smaller data rate per carrier \Rightarrow Larger symbol duration \Rightarrow Less inter-symbol interference
- ❑ Reduced subcarrier spacing \Rightarrow Increased inter-carrier interference due to Doppler spread in mobile applications
- ❑ Easily implemented as Inverse Discrete Fourier Transform (IDFT) of the data symbol block
- ❑ Fast Fourier Transform (FFT) is a computationally efficient way of computing DFT



Student Questions

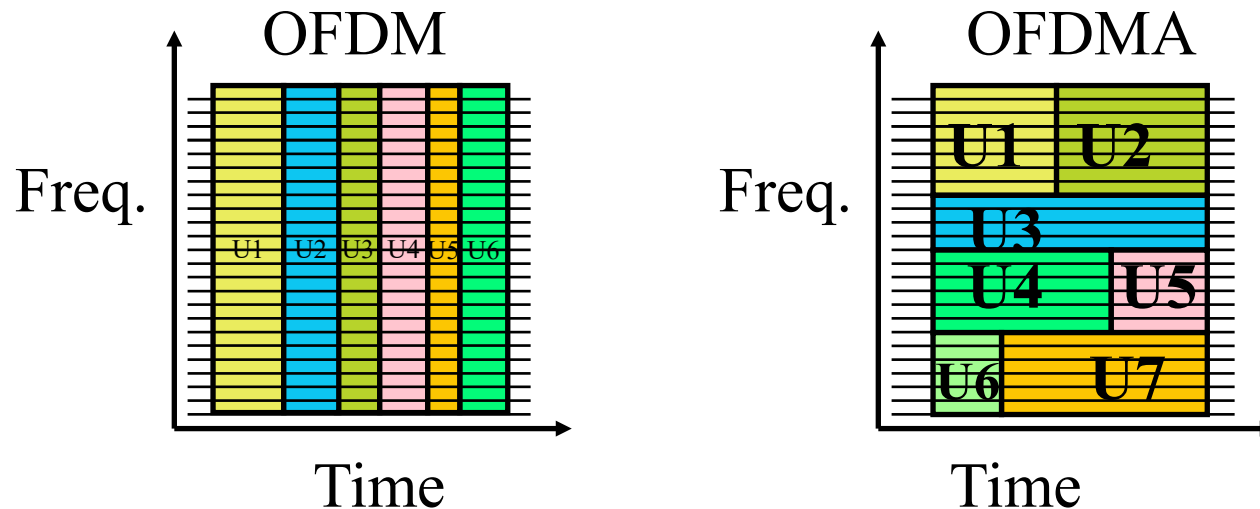
- ❑ So, do we have an increase in inter-carrier interference and a decrease in inter-symbol interference at the same time? Is there a trade-off here?

If carriers are close, there is inter-carrier interference, and the symbols are larger, \Rightarrow Less Inter-symbol interference. These affect the design.

A $0.5 \mu\text{s}$ spreading of $0.1 \mu\text{s}$ will result in the total obliteration of the data. A $0.5 \mu\text{s}$ spreading of a $1 \mu\text{s}$ symbol will result in a 50% loss of efficiency.

OFDMA

- ❑ Orthogonal Frequency Division Multiple Access
- ❑ Each user has a subset of subcarriers for a few slots
- ❑ OFDM systems use TDMA
- ❑ OFDMA allows Time + Freq DMA \Rightarrow 2D Scheduling



Student Questions

- ❑ What do you mean by 'Each user has a subset of subcarriers for a few slots'?

As shown by colored rectangles in the right diagram.

- ❖ Can we say OFDM uses TDMA whereas TDMA uses FDMA + TDMA

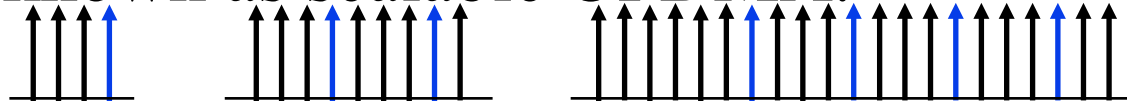
OFDM=Orthogonal subcarriers with TDMA

OFDMA= Orthogonal subcarriers with FDMA+TDMA

FD=Frequency Division of the band into subcarriers

Scalable OFDMA (SOFDMA)

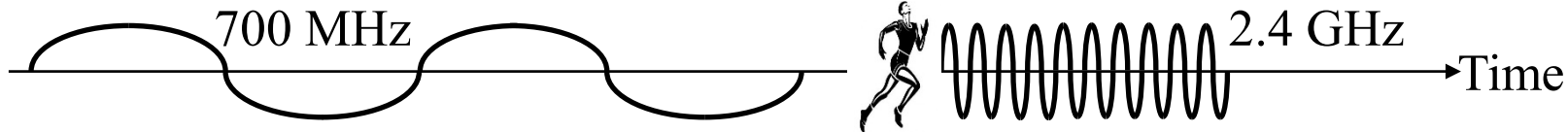
- ❑ OFDM symbol duration = $f(\text{subcarrier spacing})$
 - ❑ Subcarrier spacing = Frequency bandwidth/Number of subcarriers
 - ❑ Frequency bandwidth=1.25 MHz, 3.5 MHz, 5 MHz, 10 MHz, 20 MHz, etc.
 - ❑ Symbol duration affects higher layer operation
 - ⇒ Keep symbol duration constant at 102.9 μs
 - ⇒ Keep subcarrier spacing 10.94 kHz
 - ⇒ Number of subcarriers \propto Frequency bandwidth
- This is known as scalable OFDMA.



Student Questions

- ❑ What is the advantage of SOFDMA over OFDMA? Why does 102.9 μs correspond to 10.94 kHz?
This is an example. 10.94 kHz with 128 FFT was used in Mobile WiMAX for 1.25 MHz.
- ❖ 10.94 kHz with 128 FFT was used in Mobile WiMAX for 1.25 MHz. How is this possible?
 *$1.25 \text{ MHz} / 10.94 \text{ kHz} = 114.26$
⇒ 114 subcarriers ⇒ 128 FFT*

Effect of Frequency



- ❑ Higher Frequencies have a higher attenuation, e.g., 18 GHz has 20 dB/m more than 1.8 GHz
- ❑ Higher frequencies need a smaller antenna
Antenna \geq Wavelength/2, 800 MHz \Rightarrow 6"
- ❑ Higher frequencies are affected more by weather
Higher than 10 GHz affected by rainfall
60 GHz affected by absorption of oxygen molecules
- ❑ Higher frequencies have more bandwidth and higher data rate
- ❑ Higher frequencies allow more frequency reuse
They attenuate close to cell boundaries. Low frequencies propagate far.

Student Questions

- ❑ Another course taught that antenna size should be wavelength/4. I wonder which one is correct, a factor of 2 or 4?
 $\lambda/2$ is correct.

Effect of Frequency (Cont)

- ❑ Lower frequencies have a longer reach
 - ⇒ Longer Cell Radius
 - ⇒ Good for rural areas
 - ⇒ Smaller number of towers
 - ⇒ Longer battery life
- ❑ Lower frequencies require larger antenna and antenna spacing
 - ⇒ MIMO is difficult, particularly on mobile devices
- ❑ Lower frequencies ⇒ Smaller channel width
 - ⇒ Need aggressive modulation coding scheme (MCS), e.g., 256-QAM
- ❑ Doppler shift = $vf/c = \text{Velocity} \times \text{Frequency} / (\text{speed of light})$
 - ⇒ Lower Doppler spread at lower frequencies
- ❑ Mobility ⇒ Below 10 GHz

Student Questions

- ❑ Why does a low frequency mean low channel width? Suppose we use 10 MHz to 100 MHz. Isn't it possible theoretically?

Each frequency band has different behavior. You do not cross bands. So it is impossible to give 1000 MHz in a 700 MHz band.

- ❑ what is MCS?

Modulation coding scheme

- ❑ Why do lower frequencies have longer battery life? Is this related to the power required to reach a certain distance?

$$P_r = P_t G_t G_r (\lambda/4\pi d)^2$$

More power received at large λ

Effect of Frequency (Cont)


- ❑ Lower frequencies have a more extended reach
 - ⇒ Longer Cell Radius
 - ⇒ Good for rural areas
 - ⇒ Smaller number of towers
 - ⇒ Longer battery life
- ❑ Lower frequencies require larger antenna and antenna spacing
 - ⇒ MIMO is difficult, particularly on mobile devices
- ❑ Lower frequencies ⇒ Smaller channel width
 - ⇒ Need aggressive modulation coding scheme (MCS), e.g., 256-QAM
- ❑ Doppler shift = vf/c = Velocity × Frequency / (speed of light)
 - ⇒ Lower Doppler spread at lower frequencies
- ❑ Mobility ⇒ Below 10 GHz

Student Questions

❖ Why does mobility require below 10 GHz?

Doppler spread

Summary



1. Path loss increases at a power of 2 to 5.5 with distance.
2. Fading = Changes in power changes in position
3. Fresnel zones = Ellipsoid with a distance of $LoS + i\lambda/2$
Any obstruction of the first zone will increase path loss
4. Multiple Antennas: Receive diversity, transmit diversity, Smart Antenna, MIMO
5. OFDM splits a band into many orthogonal subcarriers.
OFDMA = FDMA + TDMA

Student Questions

Homework 4

- A. Determine the mean received power at a subscriber station (SS). The channel between a base station at 14 m and the subscriber stations at 4 m at a distance of 500 m. The Transmitter and Receiver antenna gains are 10 dB and 5 dB respectively. Use a power exponent of 4. The transmitted power is 30 dBm. Do All calculations using dB **and dBm**.
- B. With a subcarrier spacing of 10 kHz, how many subcarriers will be used in a system with 8 MHz channel bandwidth, and what size FFT will be used?
- C. In a scalable OFDMA system, the number of carriers for a 10 MHz channel is 1024. How many carriers will be used if the channel is 1.25 MHz, 5 MHz, or 8.75 MHz?

Student Questions

Part A. Does SS refer to the subscriber station?

Yes.

Part A. In the exam, will you mention which power exponent to use explicitly?

Use four if not given.

❖ Can you please go over the solution to Homework 4?

Sure.

Homework 4

- A. Determine the mean received power at a subscriber station (SS). The channel between a base station at 14 m and the subscriber stations at 4 m at a distance of 500 m. The Transmitter and Receiver antenna gains are 10 dB and 5 dB respectively. Use a power exponent of 4. The transmitted power is 30 dBm. Do All calculations using dB and dBm.
- B. With a subcarrier spacing of 10 kHz, how many subcarriers will be used in a system with 8 MHz channel bandwidth, and what size FFT will be used?
- C. In a scalable OFDMA system, the number of carriers for a 10 MHz channel is 1024. How many carriers will be used if the channel is 1.25 MHz, 5 MHz, or 8.75 MHz?

Student Questions

❖ *Part A: What does it mean to do all calculations in DB?*

Use a log scale only. Add. Do not multiply.

❖ *I googled it, and it said dB and dBm could not be converted to each other, dB is just a ratio, and only dBm can be converted to watts and refer to power. Is it correct? If so, how can the dB be used in the calculation of S/N? How can the dB be directly used to calculate the solution?*

The difference between two dBm is dB. A subtraction in a log scale results in a ratio.

Reading List

- ❑ Jim Geier, "Radio Wave Fundamentals," Chapter 2 in his book "Designing and Deploying 802.11 Wireless Networks: A Practical Guide to Implementing 802.11n and 802.11ac Wireless Networks, Second Edition," Cisco Press, May 2015, 600 pp., ISBN:1-58714-430-1 (Safari Book), Chapter 2.
- ❑ Raj Jain, "Channel Models: A Tutorial," WiMAX Forum AATG, February 2007, first 7 of 21 pages, http://www.cse.wustl.edu/~jain/wimax/channel_model_tutorial.htm
- ❑ Jim Geier, "Wireless Networks first-step," Cisco Press, August 2004, 264 pp., ISBN:1-58720-111-9 (Safari Book), Chapter 3.
- ❑ Steve Rackley, "Wireless Networking Technology," Newnes, March 2007, 416 pp., ISBN:0-7506-6788-5 (Safari Book), Chapter 4.
- ❑ Stephan Jones; Ronald J. Kovac; Frank M. Groom, "Introduction to Communications Technologies, 3rd Edition," CRC Press, July 2015, 364 pp., ISBN:978-1-4987-0295-9 (Safari Book), Chapters 3 and 4.

Student Questions

Wikipedia Links

- ❑ https://en.wikipedia.org/wiki/Omnidirectional_antenna
- ❑ https://en.wikipedia.org/wiki/Antenna_gain
- ❑ https://en.wikipedia.org/wiki/Equivalent_isotropically_radiated_power
- ❑ https://en.wikipedia.org/wiki/High-gain_antenna
- ❑ https://en.wikipedia.org/wiki/Signal_reflection
- ❑ <https://en.wikipedia.org/wiki/Scattering>
- ❑ https://en.wikipedia.org/wiki/Path_loss
- ❑ https://en.wikipedia.org/wiki/Free-space_path_loss
- ❑ https://en.wikipedia.org/wiki/Log-distance_path_loss_model
- ❑ https://en.wikipedia.org/wiki/Multipath_propagation
- ❑ https://en.wikipedia.org/wiki/Multipath_interference
- ❑ https://en.wikipedia.org/wiki/Intersymbol_interference
- ❑ <https://en.wikipedia.org/wiki/Fading>
- ❑ https://en.wikipedia.org/wiki/Shadow_fading
- ❑ https://en.wikipedia.org/wiki/Fresnel_zone

Student Questions

Wikipedia Links (Cont)

- ❑ https://en.wikipedia.org/wiki/Antenna_diversity
- ❑ <https://en.wikipedia.org/wiki/Beamforming>
- ❑ [https://en.wikipedia.org/wiki/Antenna_array_\(electromagnetic\)](https://en.wikipedia.org/wiki/Antenna_array_(electromagnetic))
- ❑ https://en.wikipedia.org/wiki/Phased_array
- ❑ https://en.wikipedia.org/wiki/Smart_antenna
- ❑ https://en.wikipedia.org/wiki/Multiple-input_multiple-output_communications
- ❑ https://en.wikipedia.org/wiki/Diversity_combining
- ❑ https://en.wikipedia.org/wiki/Maximal-ratio_combining
- ❑ https://en.wikipedia.org/wiki/Orthogonal_frequency-division_multiplexing
- ❑ https://en.wikipedia.org/wiki/Orthogonal_frequency-division_multiple_access

Student Questions

Acronyms

- ❑ BPSK Binary Phase-Shift Keying
- ❑ BS Base Station
- ❑ dB DeciBels
- ❑ dBi DeciBels Intrinsic
- ❑ dBm DeciBels milliwatt
- ❑ DFT Discrete Fourier Transform
- ❑ DMA Direct Memory Access
- ❑ DSP Digital Signal Processing
- ❑ DVB-H Digital Video Broadcast handheld
- ❑ FDMA Frequency Division Multiple Access
- ❑ FFT Fast Fourier Transform
- ❑ IDFT Inverse Discrete Fourier Transform
- ❑ IFFT Inverse Fast Fourier Transform
- ❑ ISI Inter-symbol interference
- ❑ kHz Kilo Hertz
- ❑ LoS Line of Sight

Student Questions

Acronyms (Cont)

- ❑ MHz Mega Hertz
- ❑ MIMO Multiple Input Multiple Output
- ❑ MS Mobile Station
- ❑ OFDM Orthogonal Frequency Division Multiplexing
- ❑ OFDMA Orthogonal Frequency Division Multiple Access
- ❑ QAM Quadrature Amplitude Modulation
- ❑ QPSK Quadrature Phase-Shift Keying
- ❑ RF Radio Frequency
- ❑ SNR Signal to Noise Ratio
- ❑ SS Subscriber Station
- ❑ TDMA Time Division Multiple Access

Student Questions

Scan This to Download These Slides



Raj Jain

<http://rajjain.com>

http://www.cse.wustl.edu/~jain/cse574-22/j_04wsp.htm

Student Questions

Related Modules



CSE567M: Computer Systems Analysis (Spring 2013),
https://www.youtube.com/playlist?list=PLjGG94etKypJEKjNAa1n_1X0bWWNyZcof

CSE473S: Introduction to Computer Networks (Fall 2011),
https://www.youtube.com/playlist?list=PLjGG94etKypJWOSPMh8Azcg5e_10TiDw



Recent Advances in Networking (Spring 2013),
<https://www.youtube.com/playlist?list=PLjGG94etKypLHyBN8mOgwJLHD2FFIMGq5>

CSE571S: Network Security (Fall 2011),
<https://www.youtube.com/playlist?list=PLjGG94etKypKvzfVtutHcPFJXumyyg93u>



Video Podcasts of Prof. Raj Jain's Lectures,
<https://www.youtube.com/channel/UCN4-5wzNP9-ruOzQMs-8NUw>

Student Questions