

Introduction to 5G



Raj Jain

Washington University in Saint Louis

Saint Louis, MO 63130

Jain@cse.wustl.edu

Slides and Audio/Video recordings of this class lecture
are available at:

<http://www.cse.wustl.edu/~jain/cse574-24/>

Student Questions

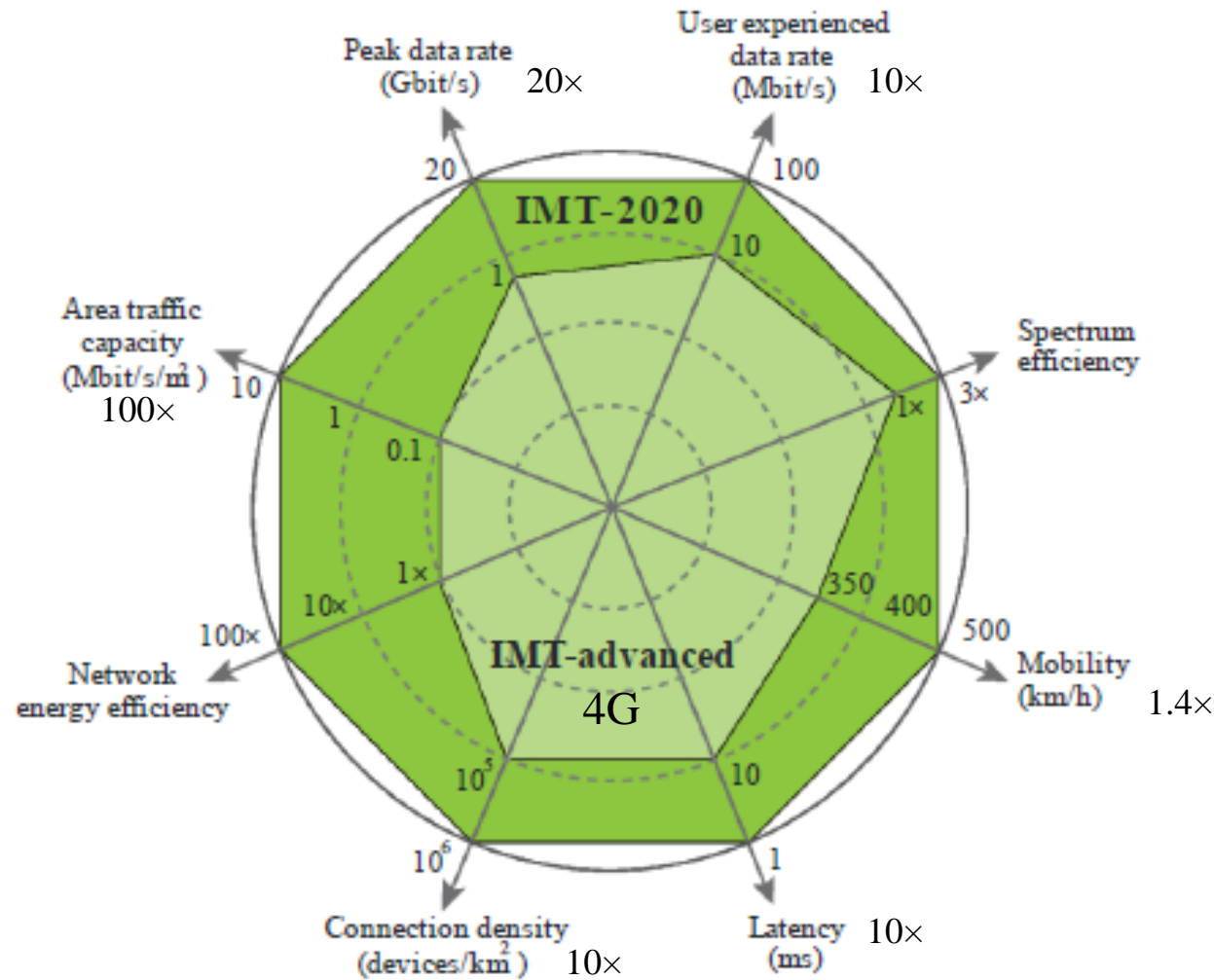


1. What: 5G Definition, timeline, Applications
2. Frame Structure, Scalable OFDM
3. Massive MIMO, Beamforming
4. Core Network architecture, features
5. Current and future releases of 3GPP

Note: This is the 5th module in a series of lectures on 2G/3G, LTE, LTE-Advanced (4G), LTE-Advanced Pro (4.5G) and 5G

Student Questions

5G Definition



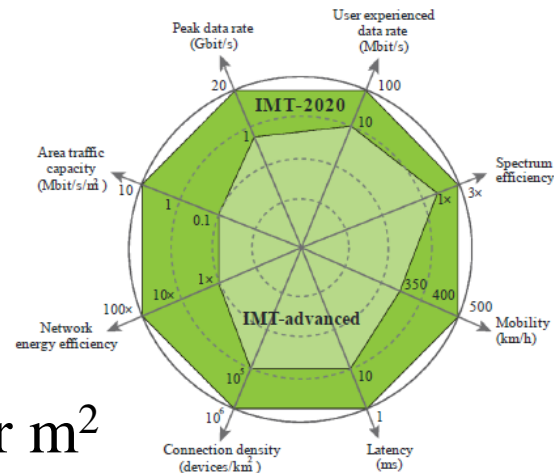
Student Questions

- Now that it is 2020, did we meet these requirements?
- Each release gets it closer to the goal.*
- So are these targets (i.e. 10x, 100x) lower bounds or upper bounds for 5G? Is 5G just anything which is in the darker green web?
- 4.5G is also in the dark green but it is not 5G. So technologies beyond 4.5G are 5G.*
- How do we decide the area traffic capacity? How is it related to connection density?
- Area Traffic=Total traffic at the tower = # of connections × traffic per connection*
- Is it always 20x faster for every generation?
- No. Set based on available options.*

Ref: ITU-R Recommendation M.2083-0, "IMT Vision – Framework and overall objectives of the future development of IMT for 2020 and beyond," Sep. 2015, 21 pp., https://www.itu.int/dms_pubrec/itu-r/rec/m/R-REC-M.2083-0-201509-I!!PDF-E.pdf

5G Definition (Cont)

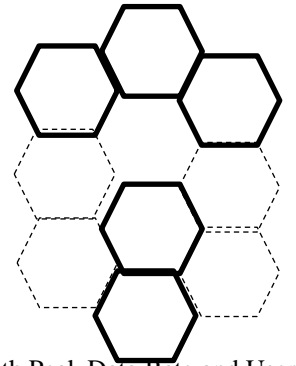
1. **Peak Data Rate:** max rate per user under ideal conditions. 10 Gbps for mobiles, 20 Gbps under certain conditions.
2. **User experienced Data Rate:** 95% Rate across the coverage area per user. 100 Mbps in urban/suburban areas. 1 Gbps hotspot.
3. **Latency:** Radio contribution to latency between send and receive
4. **Mobility:** Max speed at which seamless handover and QoS is guaranteed
5. **Connection Density:** Devices per km²
6. **Energy Efficiency:** Network bits/Joule, User bits/Joule
7. **Spectrum Efficiency:** Throughput per Hz per cell
8. **Area Traffic Capacity:** Throughput per m²



Student Questions

- What creates a "hotspot"? Why can't there be many spread out?

Hotspots are also arranged in a hexagonal pattern but may not be everywhere.



- Why do we need both Peak Data Rate and User experienced Data Rate?

User experience excludes overhead.

Additional Capabilities for 5G

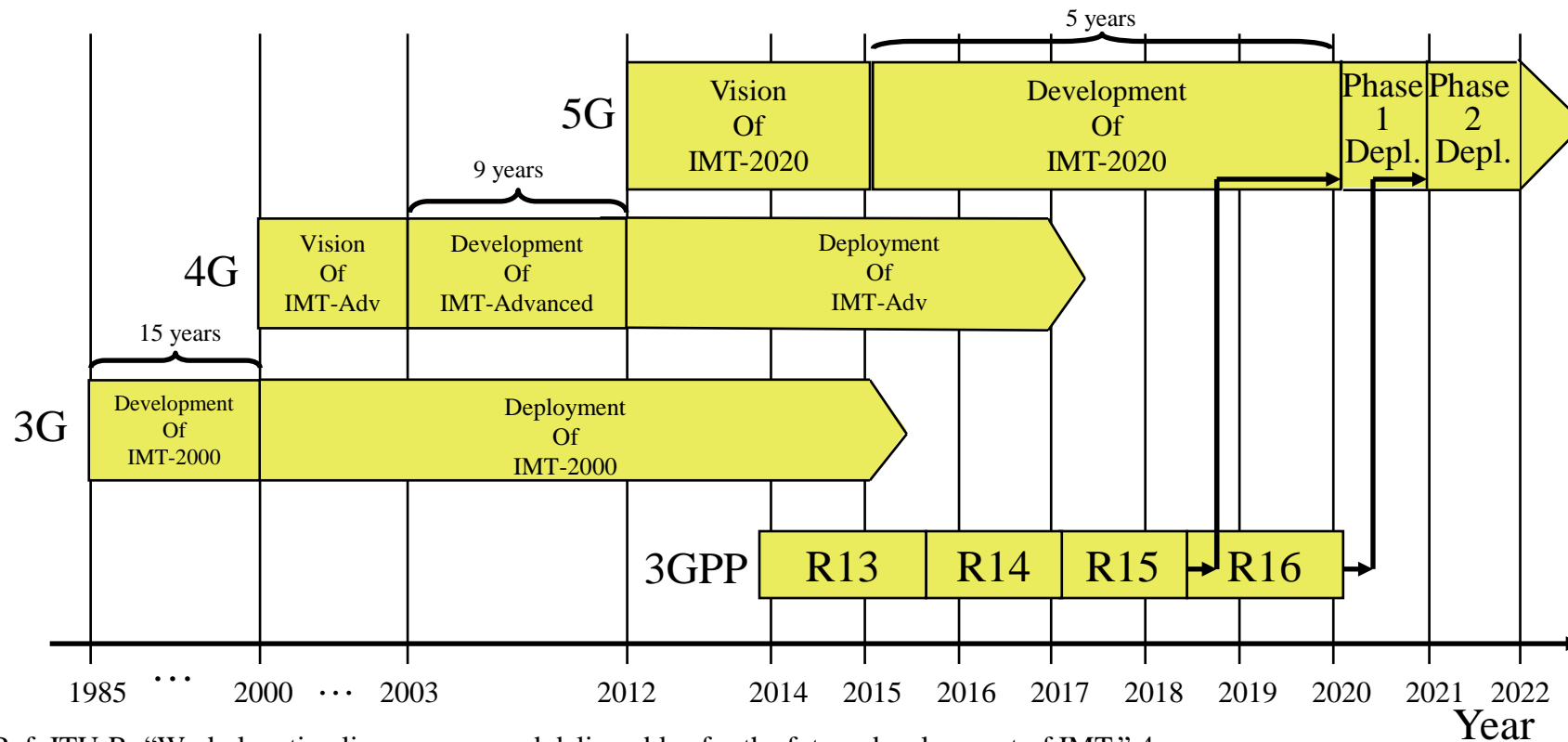
1. **Spectrum and Bandwidth Flexibility:** Ability to operate at different frequencies and channel bandwidths
2. **Reliability:** High availability
3. **Resilience:** Continue working in face of disasters
4. **Security and Privacy:** Confidentiality, Integrity, Authentication, Protection against hacking, denial of service, man-in-the-middle attacks
5. **Operational Lifetime:** Long battery life

Student Questions

Ref: ITU-R Recommendation M.2083-0, "IMT Vision – Framework and overall objectives of the future development of IMT for 2020 and beyond," Sep. 2015, 21 pp., https://www.itu.int/dms_pubrec/itu-r/rec/m/R-REC-M.2083-0-201509-I!!PDF-E.pdf

3GPP Schedule

- ❑ 3G: IMT-2000 started in 1985, first release in 2000
- ❑ 4G: IMT-Advanced, vision in 2003, First release in 2012
- ❑ 5G: IMT-2020, vision in 2015, first release in 2020



Ref: ITU-R, “Workplan, timeline, process and deliverables for the future development of IMT,” 4pp.,
<http://www.itu.int/en/ITU-R/study-groups/rsg5/rwp5d/imt-2020/Documents/Antipated-Time-Schedule.pdf>

Washington University in St. Louis

<http://www.cse.wustl.edu/~jain/cse574-24/>

©2024 Raj Jain

Student Questions

- ❑ On slide 3 I thought you said IMT-2020 is 5G, but from this diagram it looks like IMT-Advanced is 5G? Is IMT-2020 6G?

IMT-ADV is 4G

IMT-2020 is 5G

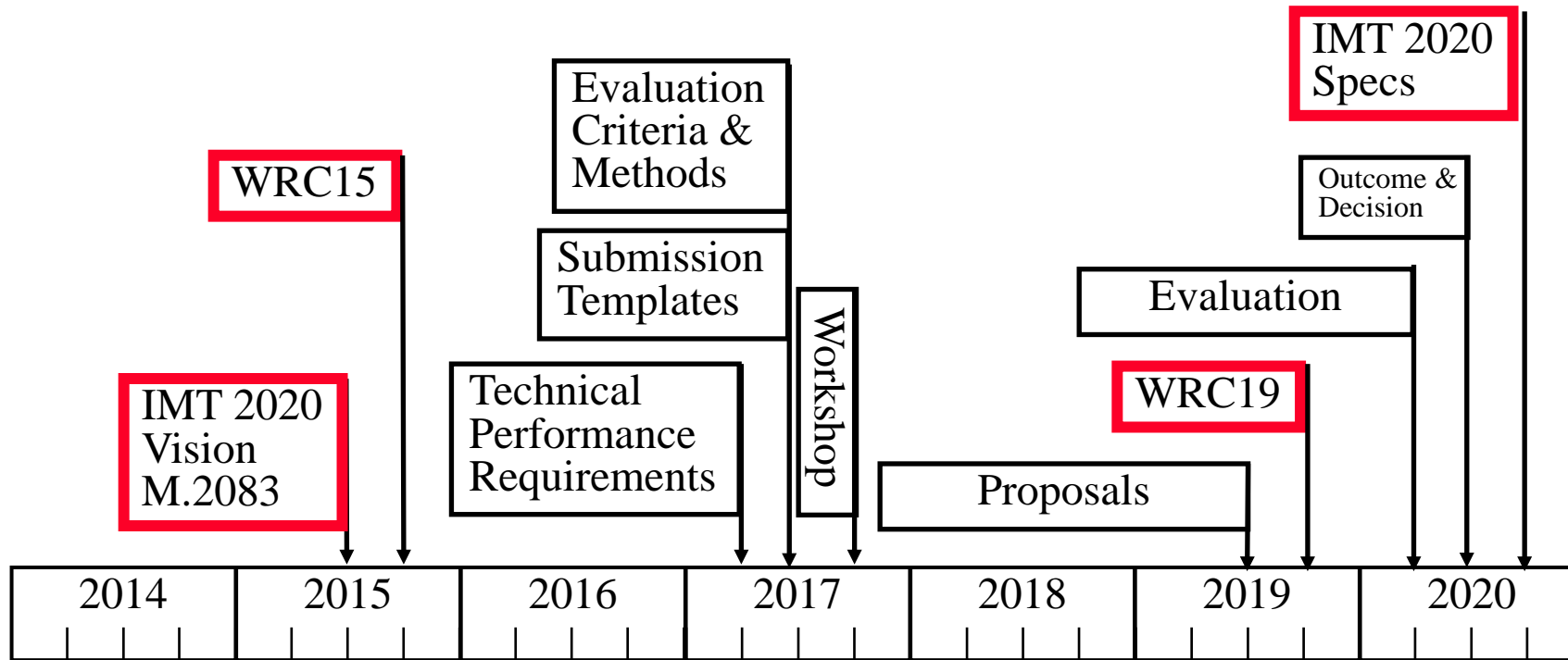
- ❑ Has IMT released a vision for 6G?

No. Expected in 2025.

- ❑ How is IMT different from 3GPP?

3GPP is one of the telecom industry organizations. IMT is a specification set by International Telecommunications Union (ITU).

ITU-R Schedule



Student Questions

Ref: ITU-R, "Workplan, timeline, process and deliverables for the future development of IMT,"
ITU-R Document 5D/758, Attachment 2.12

ITU-R Schedule (Cont)

1. **Technical Requirements:** 13 minimum performance requirements [ITU-R M.2410]
2. **Evaluation Guideline:** Configurations, test environments, and channel models [ITU-R M.2412]
3. **Submission templates:** For submitting a candidate technology [ITU-R M.2411]
 - ❑ Workshop on IMT-2020 was held in October 2017. Candidate proposals can now be submitted.
 - ❑ Radio Interface Specification for IMT-2020 will be published in 2020.

Ref: E. Dahlman, S. Parkvall, J. Skold, “5G NR – The Next Generation Wireless Access Technology,” Academic Press, 2018, ISBN: [978-0-12-814323-0](https://www.amazon.com/5G-NR-Next-Generation-Wireless-Access-Technology/dp/0128143230)

Student Questions

- ❑ Will the 3GPP releases be the technologies that are submitted with the ITU-R M.2411 templates?

The release that meets the requirements is submitted for approval. Not before or after.

5G Applications

Three Key Application Areas:

1. **Enhanced Mobile Broadband (eMBB)**: Better mobile phones and hot spots. High data rates, high user density. Human centric communications
2. **Ultra-Reliable and Low-Latency Communications (URLLC)**: Vehicle-to-Vehicle communication, Industrial IoT, 3D Gaming. Human and Machine centric communication
3. **Massive Machine Type Communications (mMTC)**: Very large number of devices, low data rate, low power. IoT with long battery life time. Addition to GSM, LoRa, Zigbee, etc. Machine-centric communication.

Student Questions

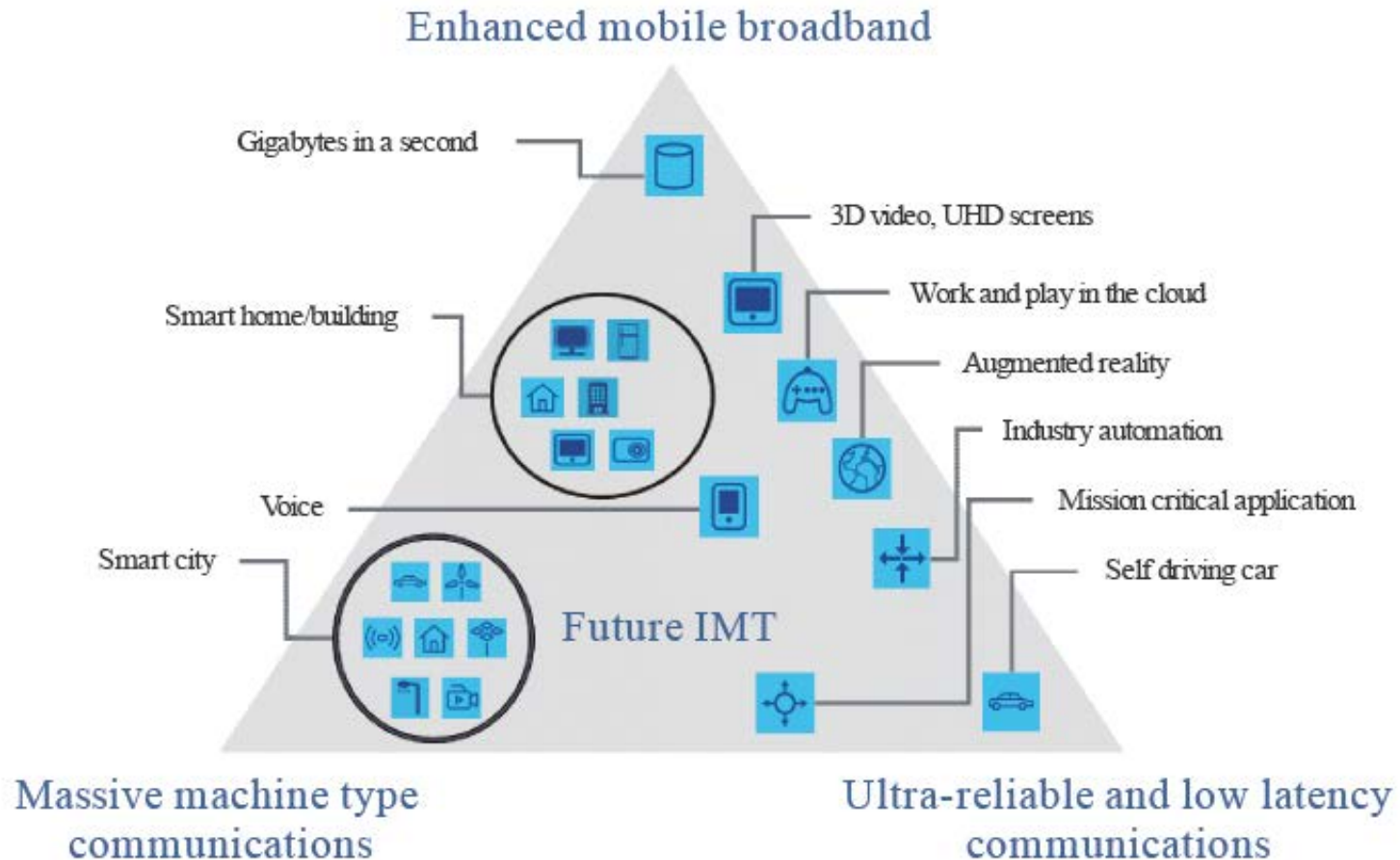
- The high speed applications of 5G seems very promising, but as far as I know the 5G service prices are pretty high. Wouldn't the expensive price be a roadblock for such applications?

Prices are a function of volume of adoption. They will come down.

- The 3rd true/false in quiz is wrong for URRLC which should be URLLC.

You are right.

5G Applications (Cont)



Student Questions

M.2083-02

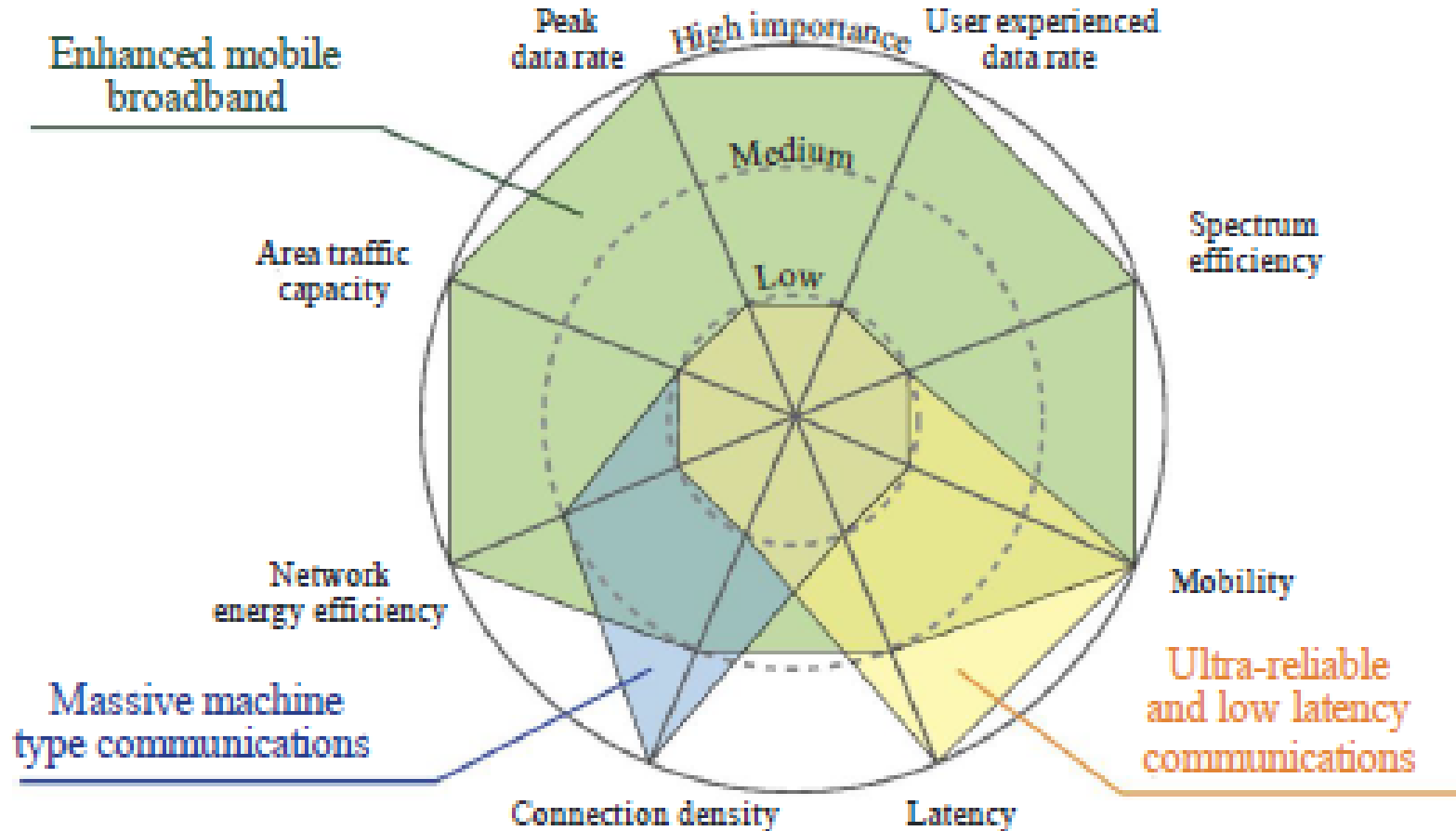
Ref: ITU-R M.2083-0, "IMT Vision – Framework and overall objectives of the future development of IMT for 2020 and beyond," Sep. 2015. https://www.itu.int/dms_pubrec/itu-r/rec/m/R-REC-M.2083-0-201509-I!!PDF-E.pdf

Washington University in St. Louis

<http://www.cse.wustl.edu/~jain/cse574-24/>

©2024 Raj Jain

Application Requirements



Student Questions

M.2083-04

Ref: ITU-R M.2083-0, "IMT Vision – Framework and overall objectives of the future development of IMT for 2020 and beyond," Sep. 2015. https://www.itu.int/dms_pubrec/itu-r/rec/m/R-REC-M.2083-0-201509-I!!PDF-E.pdf

Washington University in St. Louis

<http://www.cse.wustl.edu/~jain/cse574-24/>

©2024 Raj Jain

5G Requirements Template

Parameter	Min Requirement
Peak Data Rate	20 Gbps DL, 10 Gbps UL
Peak Spectral Efficiency	30 bps/Hz DL, 10 bps/Hz UL
User Experienced Data Rate	100 Mbps DL, 50 Mbps UL
Fifth-Percentile User Spectral Efficiency	3× 4G
Average User Spectral Efficiency	3× 4G
Area Traffic Capacity	10 Mbps/m ² (Indoor hot spot)
User Plane Latency	4 ms for eMBB, 1 ms for URLLC
Control Plane Latency	20 ms
Connection Density	1 M devices/km ²
Energy Efficiency	
Reliability	0.99999 probability of successful transmission in Urban macro cell edge for URLLC
Mobility	1.5× 4G
Mobility Interruption time	0 ms
Bandwidth	At least 100 MHz and up to 1 GHz in higher bands. Scalable bandwidth support required.

Ref: ITU-R M.2411-0, "Requirements, evaluation criteria and submission templates for the development of IMT-2020," Nov. 2017, https://www.itu.int/dms_pub/itu-r/opb/rep/R-REP-M.2411-2017-PDF-E.pdf

Student Questions

- What is the energy efficiency?
Joules/bit
- If it is required that 5G has better mobility than 4G, but the doppler shift hurts mobility at higher frequencies, will 5G performance suffer at these higher speeds due to the limited availability of suitable bandwidths?

5G will be designed to achieve most of the requirements using one or the other band. Some band may not satisfy some requirements.

- What does control plane latency mean?
Latency for control plane messages, e.g., connection setup message.

Spectrum for 5G

- ❑ World Radio-communications Conference (WRC) determines the spectrum requirements
- ❑ **WRC-2000** identified the spectrum required for 3G
- ❑ **WRC-2007** identified the spectrum required for 4G
- ❑ **WRC-2019** is expected to finalize spectrum required for 5G
- ❑ Two Frequency Ranges (FRs)
 - **FR1**: Sub 6-GHz. Several new bands in this range.
 - **FR2**: 24.25-52.6 GHz (mm-Waves)
⇒ Good for high throughput in small cells
 - NR can use both paired and unpaired spectrum
NR specs list 26 operating bands for FR1 and 3 for FR2

Student Questions

- ❑ Would later generations of wireless technology ever run out of available frequency ranges?

They will keep moving in higher frequency bands. There is plenty of room at this point. Also, spectral efficiency will ensure that we use smaller bandwidth.

- ❑ Does the specification require that all devices (i.e. smart phones) work in both FR1 and FR2?

No.

- ❑ What is paired and unpaired spectrum? Is it the same as an aggregated spectrum?

Paired=Uplink & Download bands

Unpaired=Either direction

Above 6 GHz

- ❑ **Free-space loss** increases in proportion to square of frequency and square of distance. 88 dB loss with 30 GHz at 20 m
⇒ 10-100 m cell radius
- ❑ **Outdoor-to-Indoor**: Glass windows add 20-40 dB
- ❑ **Mobility**: Doppler shift is proportional to frequency and velocity. Multipath results in varying Doppler shifts
⇒ Lower mobility
- ❑ **Wide Channels**: Duplex filters cover only 3-4% of center frequency ⇒ Need carrier aggregation.
- ❑ **Antenna**: 8x8 array at 60 GHz is only 2cm x 2cm. A/D and D/A converters per antenna element may be expensive
- ❑ 2 Gbps to 1 km is feasible using mm waves

Ref: ITU-R M2376-0, "Technical Feasibility of IMT in bands above 6 GHz," July 2015,
http://www.itu.int/dms_pub/itu-r/opb/rep/R-REP-M.2376-2015-PDF-E.pdf


Student Questions

- ❑ Has there been attempted solutions to the glass window problem in the recent year? Or is this an inevitability of the frequency?

Every material has different light and radio-frequency properties. They will find other materials that either stop most RF or allow most RF as required.

- ❑ What are duplex filters?

Duplex filters separates two nearby bands for transmission and reception.



- ❑ Is it possible to have hardware for large bandwidth thus no aggregation is needed?

No. Becomes non-linear.

Above 6 GHz

- ❑ **Free-space loss** increases in proportion to square of frequency and square of distance. 88 dB loss with 30 GHz at 20 m
⇒ 10-100 m cell radius
- ❑ **Outdoor-to-Indoor**: Glass windows add 20-40 dB
- ❑ **Mobility**: Doppler shift is proportional to frequency and velocity. Multipath results in varying Doppler shifts
⇒ Lower mobility
- ❑ **Wide Channels**: Duplex filters cover only 3-4% of center frequency ⇒ Need carrier aggregation.
- ❑ **Antenna**: 8x8 array at 60 GHz is only 2cm x 2cm. A/D and D/A converters per antenna element may be expensive
- ❑ 2 Gbps to 1 km is feasible using mm waves

Ref: ITU-R M2376-0, "Technical Feasibility of IMT in bands above 6 GHz," July 2015,
http://www.itu.int/dms_pub/itu-r/opb/rep/R-REP-M.2376-2015-PDF-E.pdf

Student Questions

- ❑ Has there been attempted solutions to the glass window problem in the recent year? Or is this an inevitability of the frequency?

Every material has different light and radio-frequency properties. They will find other materials that either stop most RF or allow most RF as required.

- ❑ What are the requirements for 5G infrastructure besides the new antenna?

ITU does not set infrastructure requirements. Only performance. New Antenna is not a requirement from ITU.

- ❑ Why are A/D and D/C expensive above 6 GHz?
High-frequency & High resolution
-

Above 6 GHz (Cont)

- ❑ 100s MHz \Rightarrow **Multi-gigabit** data rates
- ❑ **Dense spatial reuse**
- ❑ Lower latency
- ❑ Need analog beamforming with narrow beam width
- ❑ **Adaptive beam steering** and switching to avoid blockage from hand, body, or foliage
- ❑ Need different antenna configurations in the mobile
- ❑ **Directional antennas** with adaptable 3D beamforming and beam tracking

Student Questions

- ❑ Could you explain why we need different antenna configurations in the mobile?

Designing antennas is a research field in Electrical Engineering.

- ❑ What is analog beamforming?

Digital = Using FFT

Analog = using analog circuits

5G Health Concerns

- ❑ 5G may need higher power transmission levels than those allowed currently by health regulations in various countries
- ❑ Federal Communications Commission (FCC) and International Commission on Non-Ionizing Radiation (ICNIRP)
 - Specify max *absorption rate* in W/Kg up to 6 GHz
 - Specify max *incident power density* W/m² for 6-10 GHz (absorption becomes difficult to measure in this range)
- ❑ 5G industry wants limits increased.
Health activists want limits decreased.
⇒ Current debate



Student Questions

- ❑ Why haven't studies been done on the health impacts of power transmission levels? (Or if they have, why haven't results settled this debate?)
- ❑ Have existing wireless devices, e.g., Wi-Fi, shown any radiation effect if they are in the same room?

Industry pressure and research funding

Controversial topic. There is no universal agreement.

Ref: Radiationhealthrisks.com, "Why 5G Cell Towers Are More Dangerous,"

<https://www.radiationhealthrisks.com/5g-cell-towers-dangerous/>

Washington University in St. Louis

<http://www.cse.wustl.edu/~jain/cse574-24/>


©2024 Raj Jain

3GPP Evolution from 4G to 5G

- ❑ **Rel. 8:** LTE. 4x4 MIMO, Flat Architecture, Low Latency, Multi-Band
 - ❑ **Rel. 9:** Evolved MultiMedia Broadcast Multicast Services (eMBMS), Voice over LTE (VoLTE), Femto Cells, Self-Organizing Network (SON)
 - ❑ **Rel. 10:** LTE-Advanced (4G). June 2011. Carrier aggregation, MIMO, Relays, Inter-Cell interference coordination
 - ❑ **Rel. 11:** March 2013. Coordinated Multipoint (CoMP) transmission, Enhanced carrier aggregation, New control channels, new mobile categories
 - ❑ **Rel. 12:** March 2015. Small Cells, Dual connectivity, Small-cell on/off, Semi-dynamic TDD, Direct device-to-device communication, simpler machine-type communications.
- 3.9G
- 4G

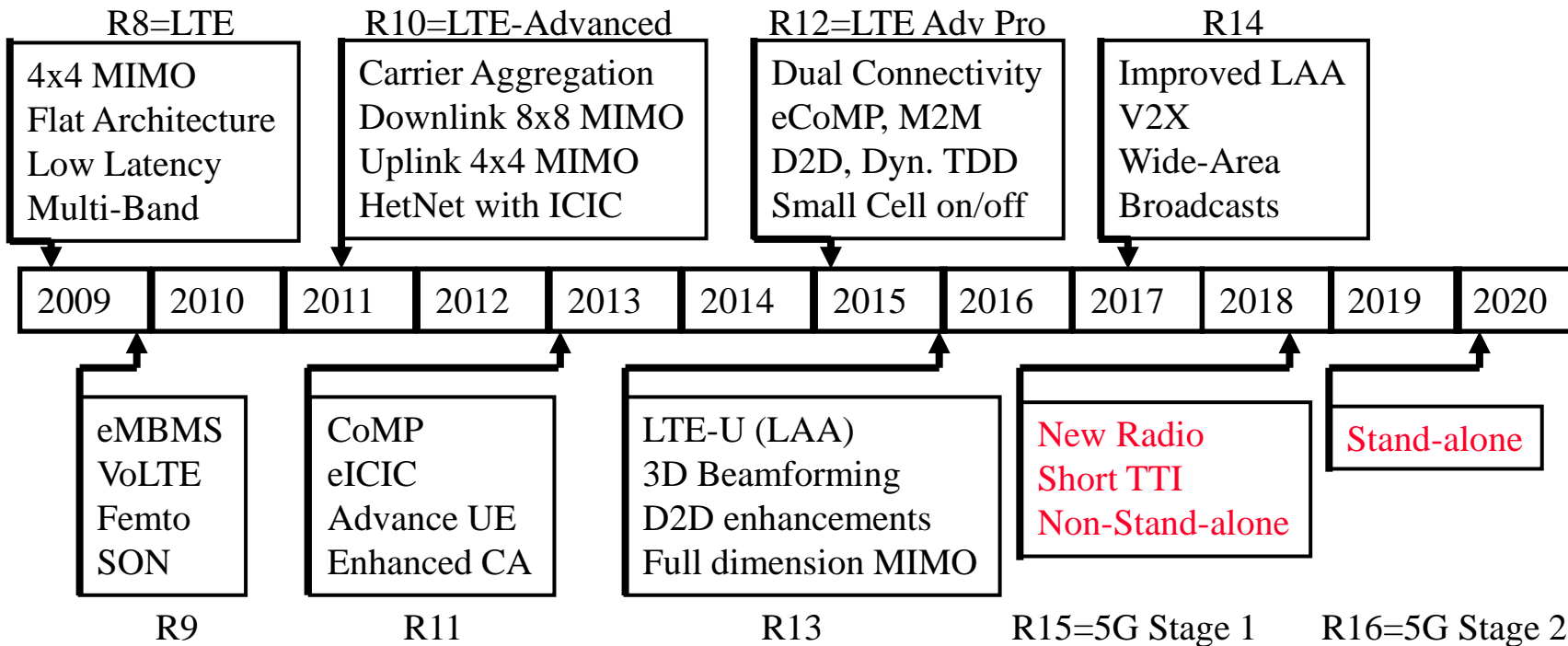
Student Questions

3GPP Evolution from 4G to 5G (Cont)

- ❑ **Rel. 13:** LTE-Advanced Pro (4.5G). March 2016. License Assisted Access (LAA), Improved machine-type communications, carrier aggregation, device-to-device comm.
 - ❑ **Rel. 14:** June 2017. Improved LAA, Vehicle-to-Everything (V2X), Wide-area broadcast with reduced subcarrier spacing
 - ❑ **Rel. 15:** 5G Phase 1. Sep 2018. New Radio (NR), Non-Stand-Alone (NSA), Short TTI, ...
 - ❑ **Rel. 16:** 5G Phase 2. mMTC, Stand-alone (SA)
- 

Student Questions

3GPP Releases from 4G to 5G



Student Questions

Ref: <https://portal.3gpp.org/#55934-releases>

Ref: H. Holma, A. Toskala, J. Reunanen, "LTE Small Cell Optimization," Wiley, 2016, ISBN: [9781118912577](https://doi.org/10.1002/9781118912577) (Not a Safari Book)

Washington University in St. Louis

<http://www.cse.wustl.edu/~jain/cse574-24/>

©2024 Raj Jain

3GPP 5G Proposal

- ❑ Rel. 8-9: LTE
- ❑ Rel. 10-12: LTE-Advanced
- ❑ Rel. 13-14: LTE Advanced-Pro
- ❑ Rel. 15: **New Radio** (NR), a.k.a., 5G NR.
- ❑ 3GPP specs are numbered TS xx.yyy, where xx is the series.
 - 36-series specs define LTE, LTE-Advanced, LTE-Advanced Pro
 - **38-series** specs define NR
- ❑ Note: NR has been submitted as a candidate for IMT-2020 in Feb. 2018. Has not passed the ITU evaluation yet. It is actually 5G Phase 1.
- ❑ Release 16 (5G Phase 2) will satisfy all IMT-2020 requirements.

Student Questions

- ❖ What is meant by New Radio? Is it just another name for the 3GPP specification 38?
The first change in 5G is new modulation and frequency bands. This is the new radio.
-

Release 15 Features

- ❑ Scalable OFDM
- ❑ Supplementary Uplink
- ❑ Flexible Frame Structure
- ❑ Flexible Duplex Modes
- ❑ Efficient Channel Coding
- ❑ Low-Latency Features
- ❑ Optimized Massive MIMO
- ❑ Analog Beamforming
- ❑ Non-Standalone vs. Standalone Deployments
- ❑ Service Based Architecture
- ❑ Network Slicing
- ❑ Control-Plane User-Plane Split

Student Questions

Scalable OFDM

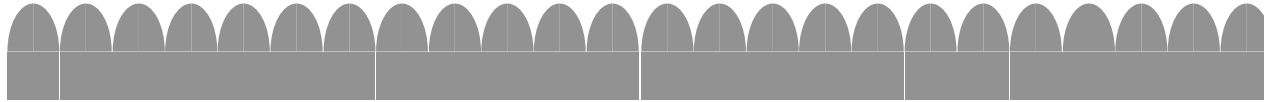
- ❑ Small subcarrier spacing \Rightarrow Large symbol time
 - \Rightarrow Allows large cyclic prefix
 - \Rightarrow Allows larger multipath delays (required at lower frequencies)
- ❑ Larger frequencies \Rightarrow Shorter ranges
 - \Rightarrow Shorter Cyclic Prefix OK \Rightarrow Shorter symbols
 - \Rightarrow Larger subcarrier spacing ok
- ❑ Increased phase noise at higher frequencies
 - \Rightarrow Larger subcarrier spacing required
- ❑ **Scalable OFDM**: Subcarrier spacing increases with the carrier frequency
 - \triangleright 15 kHz or $2^n \times 15\text{kHz} \Rightarrow 15, 30, 60, 120$ kHz
 - \triangleright Max 3300 subcarriers $\Rightarrow 50, 100, 200, 400$ MHz band
- ❑ R15 allows 15/30/60 kHz spacing for FR1, 60/120 kHz for FR2

Student Questions

- ❖ Does Subcarrier spacing increase with the bandwidth of carrier frequency?
Subcarrier spacing increases with the frequency of the band (not bandwidth).
-

Scalable OFDM Numerology

15 kHz Spacing
< 3GHz,
Macro cells



30 kHz Spacing
> 3 GHz
Small cells



60 kHz Spacing
5 GHz Unlic.
Indoor



120 kHz Spacing
mmWave
Small Cells+Backhaul



Student Questions

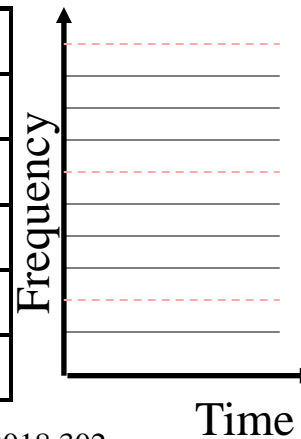
Ref: G. Pfeifer, "5G Technology Introduction, Market Status Overview and Worldwide Trials," 5G and IoT Seminar, Italy, May 2017, https://cdn.rohde-schwarz.com/it/seminario/5G_Seminar_Part1_Standardization_Market_PHY_170509_Italy.pdf

Scalable OFDM Numerology (Cont)

Subcarrier Spacing (kHz)	15	30	60	15×2^n
Symbol Duration (μ s)	66.67	33.33	16.67	$66.67/2^n$
Cyclic Prefix (μ s)	4.69	2.34	1.17	$4.69/2^n$
Symbol + CP (μ s)	71.35	35.68	27.84	$71.35/2^n$
Symbols/Slot	14	14	14	14
Slot Duration (μ s)	1000	500	250	$1000/2^n$

❑ In NR: Max FFT size is higher (4096) and spectrum utilization is higher:

	LTE	5G NR	5G NR
Channel Width (MHz)	20	20	50
FFT Size	2048	2048	4096
Number of Subcarriers (15 kHz spacing)	1333	1333	3333
Occupied PRBs	100	106	270
Spectrum Utilization	90%	95.4%	97.2%



Ref: A. Zaidi, et al, "5G Physical Layer: Principles, Models and Technology Components," Academic Press, 2018,302 pp., ISBN: [9780128145784](https://doi.org/10.1016/B978-0-12-814578-4)

Student Questions

- ❑ Shouldn't FFT size be $2^{12} = 4096$, not 4098?
Yes. Corrected.
- ❑ Can you go over the calculations in the bottom table?

5G NR:

Possible subcarriers = $50000/15 = 3333$

Possible PRBs = $3333/12 = 277$

*Spectrum Utilization = $270 * 15 * 12 / 50 = 97.2\%$*

- ❑ The calculations in the previous student question don't match what's in the table.

Some PRBs may be used for control/non-user purposes.

- ❑ Can you go over the calculations in the bottom table?

See above.

- ❑ Calculated utilization 81%?

Corrected. Added 12 subcarriers/PRB.

- ❑ How is 97.2% spectrum utilization obtained? *See above.*

- ❑ How is Cyclic Prefix calculated?

The cyclic prefix is specified as $1/4^{th}$, $1/8^{th}$, $1/16^{th}$ of symbol duration. Here it is, $1/16^{th}$.

- ❑ Do we need to remember the numbers in the slide for the exam?

No. But you should know how to calculate them.

- ❑ Both columns are 5G NR?

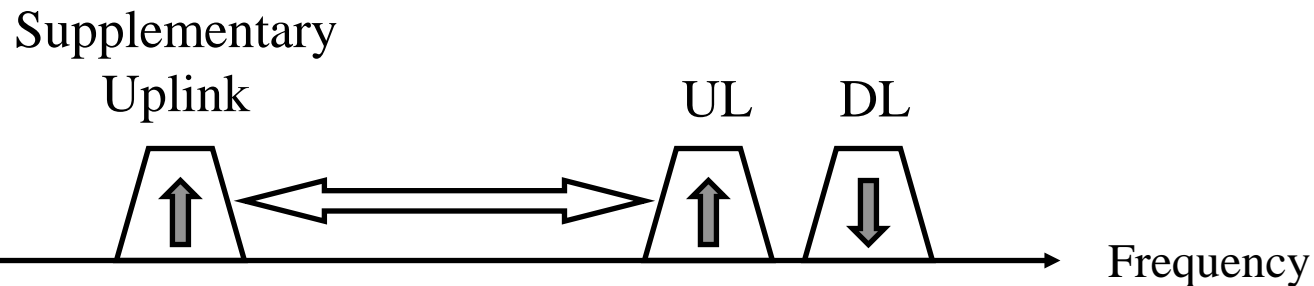
Yes, with 20 MHz and 50 MHz.

- ❖ Can you show the equation for calculating the spectrum utilization?

See last year's question on the previous slide.

Supplementary Uplink

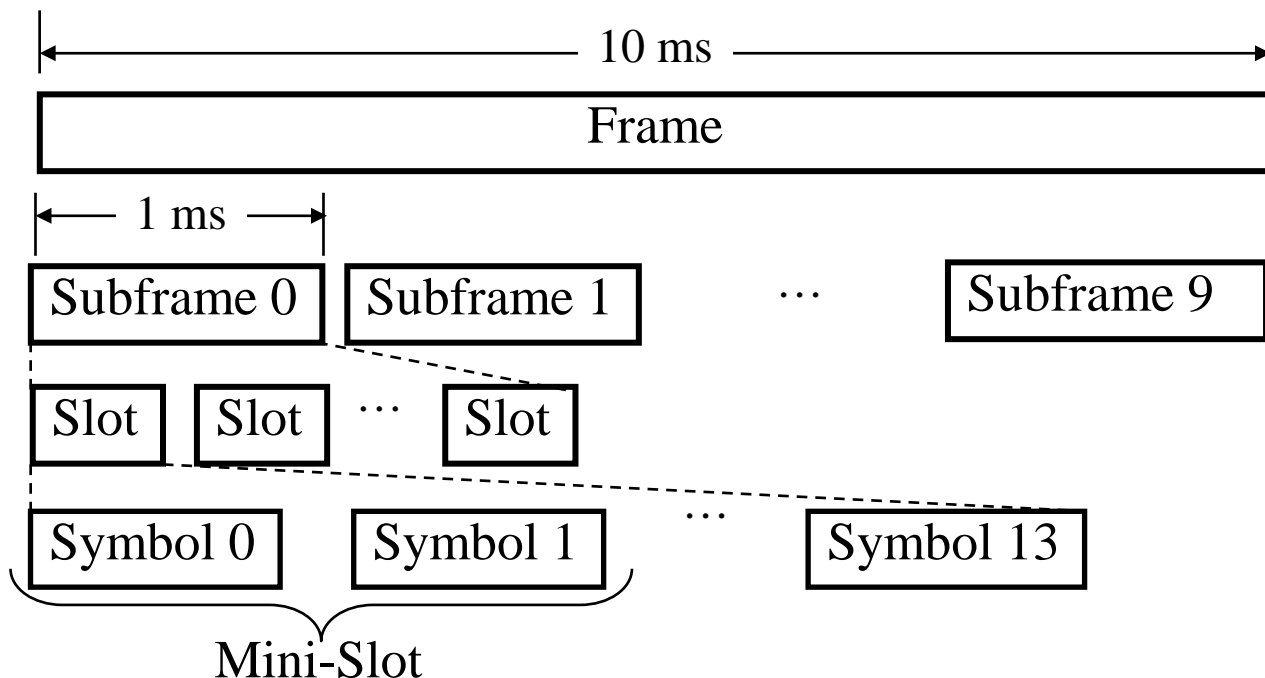
- ❑ Supplementary uplink (SUL) generally operates in a lower frequency band than the regular UL/DL
- ❑ SUL enhances the uplink rate in power limited situations where lower frequencies with lower path loss can extend uplink coverage
- ❑ Slightly different from carrier aggregation. Only uplink. No supplementary downlink.



Student Questions

- ❑ Does uplink take more power than downlink? Why is supplementary downlink not a thing if it's important enough to have supplementary uplink?
DL is generally at a much higher rate than UL. Even a little bit of bandwidth at lower frequency can increase UL significantly.
- ❑ Why is it only supplementary for uplink?
Mobiles need more help than the tower.

Frame Structure



10 subframes/frame

Slots/subframe depends on subcarrier spacing.

symbols/slot depends on cyclic prefix: 12 or 14

A mini-slot consists of 2, 4 or 7 symbols

⇒ 2, 4, or 7 symbols/mini-slot

Subcarrier Spacing kHz	Slot Duration us	Slots per Subframe
15	1000	1
30	500	2
60	250	4
120	125	8
240	62.5	16

Student Questions

- A mini-slot consists of 2, 3 or 7 symbols" <- isn't this a typo? Shouldn't it be 2, 4, or 7?

Yes. Corrected.

- What is the correct diagram? Is it 1 slot per diagram?

- What here is changed from 4G?

See Slide 17-19. In 4G, there are two slots/subframes with 6 or 7 symbols/slot.

- Is the slot duration always 1 ms?

No, the subframe duration is 1 ms.

- Are there any limits for the number of slots per subframe?

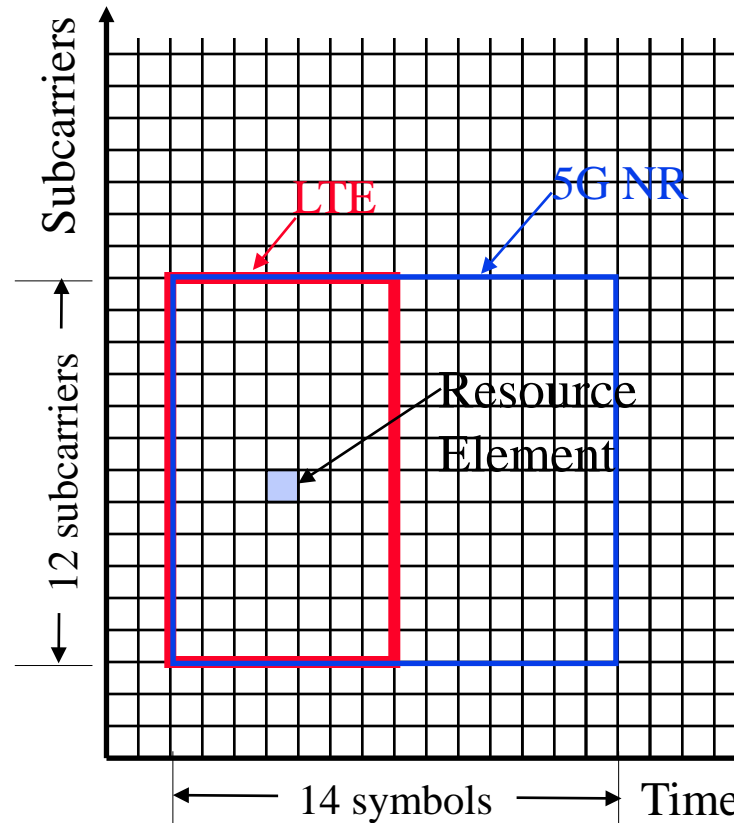
Yes. The table shows the numbers allowed by the standard.

Resource Blocks

- ❑ In LTE: **Physical Resource Block** = 12 subcarriers x 6 or 7 symbols
- ❑ In 5G NR:
 - **Resource Element** = 1 subcarrier x 1 symbol
 - PRB = 12 subcarriers x 12 or 14 symbols

Assuming 15 kHz Subcarriers:

- **Time slot:** 1 ms = 14 OFDM symbols
- **Physical Resource Block:** 12 subcarriers (180 kHz) over 1 slot



Student Questions

- ❑ Can the graph be explained again?
- ❑ I think the slide isn't updated. According to the lecture video, PRB in 5G NR should be 12 subcarriers x 14 symbols

5G-NR PRB is shown in blue. It is 12 subcarriers by 14 symbols

- ❑ Slides 27 and 32 are not displaying correctly in the video.

Yes, I am aware. I tried several times but could not overcome the problem.

Bandwidth Parts (BWP)

- ❑ In LTE: All devices can transmit and receive the entire frequency band and use a fixed 15 kHz subcarrier spacing
- ❑ In 5G NR: A cell may have many subcarrier spacing and a device is not required to transmit/receive entire band
 - ⇒ Time-Frequency grid is divided into bandwidth parts
- ❑ On each serving cell, at each time instant, there is one active downlink BWP and one uplink BWP
- ❑ After connection, a device can be configured with up to 4 downlink BWPs and 4 uplink BWPs for each serving cell
- ❑ In case of SUL operation, device can have up to 4 additional uplink BWPs

Student Questions

- ❑ What are the five bandwidth and active parts you are referring to in the video? Slide 29 shows three.

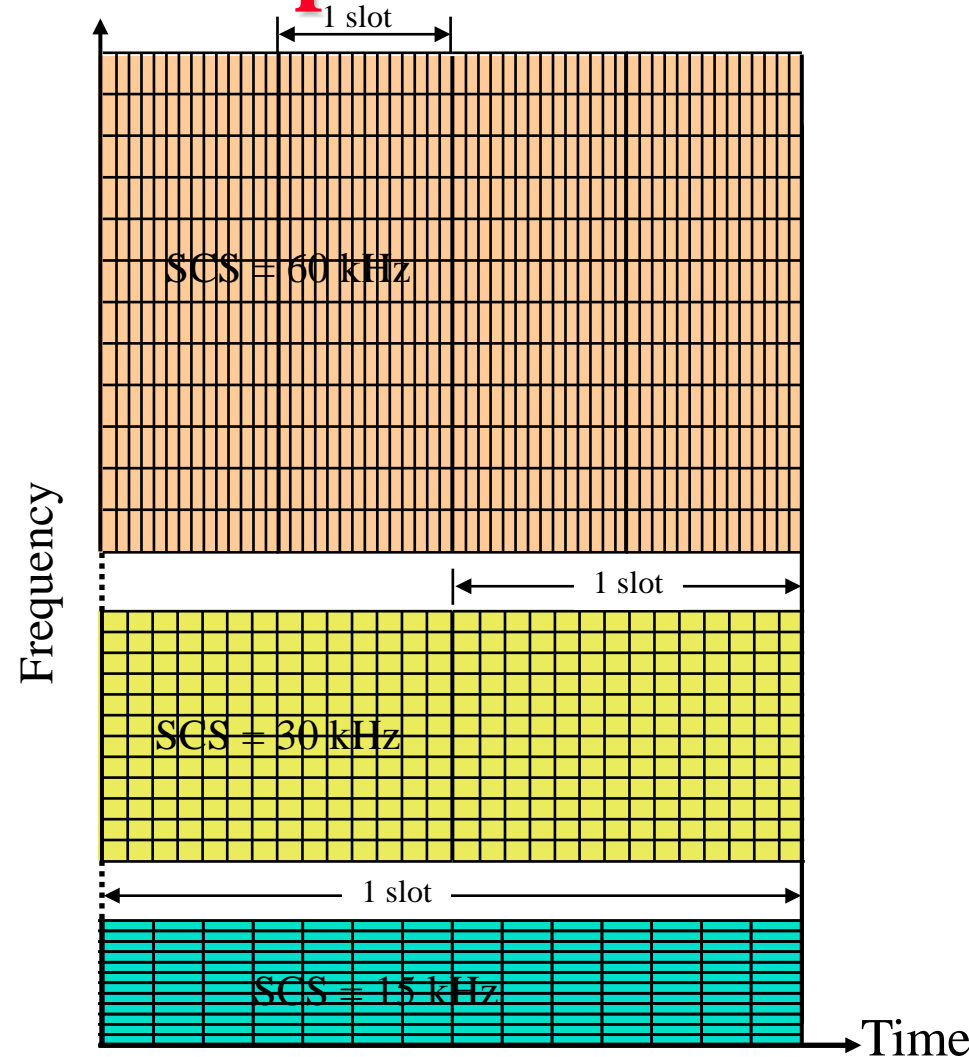
You can have up to 4 additional. Slide 29 shows an example with 3.

- ❑ What about sectors? If a cell consists of multiple sectors, is it possible to have distinct BWP in each sector simultaneously?

Bandwidth parts are a limitation of the mobile, not the tower, so that the tower could serve different BWPs in different sectors.

BWP Example

- ❑ For all subcarrier spacing
- ❑ PRB = 12 subcarriers \times 14 symbols
- ❑ Smaller subcarrier spacing \Rightarrow Larger symbols
- ❑ Some bandwidth parts may not be active.
- ❑ NR supports carrier aggregation of 16 carriers
- ❑ Up to 256 QAM in DL and UL



Student Questions

- ❑ Can you show us which part is active in the slide?
In some cells, they may not have all bands. Those bands will not be active. For example, in rural areas they may have just one band of the three shown here.

Ref: 5G Americas, "Wireless Technology Evolution - Transition from 4G to 5G, 3GPP Releases 14 to 16," Whitepaper, Oct 2018,
http://www.5gamericas.org/files/8015/4024/0611/3GPP_Rel_14-16_10.22-final_for_upload.pdf

Mini Slots

- ❑ At high-frequency, large bandwidth bands allows a large amount of data in a few symbols
- ❑ NR allows transmission over a fraction of a slot \Rightarrow Mini-slot
- ❑ 14 OFDM symbols per slot \Rightarrow 2, 4, or 7-symbols mini-slots
- ❑ URLLC traffic use mini-slots and can pre-empt eMBB traffic \Rightarrow Very low latency. Pre-empted user recovers using HARQ
- ❑ Slot aggregation for high-data rate eMBB

Student Questions

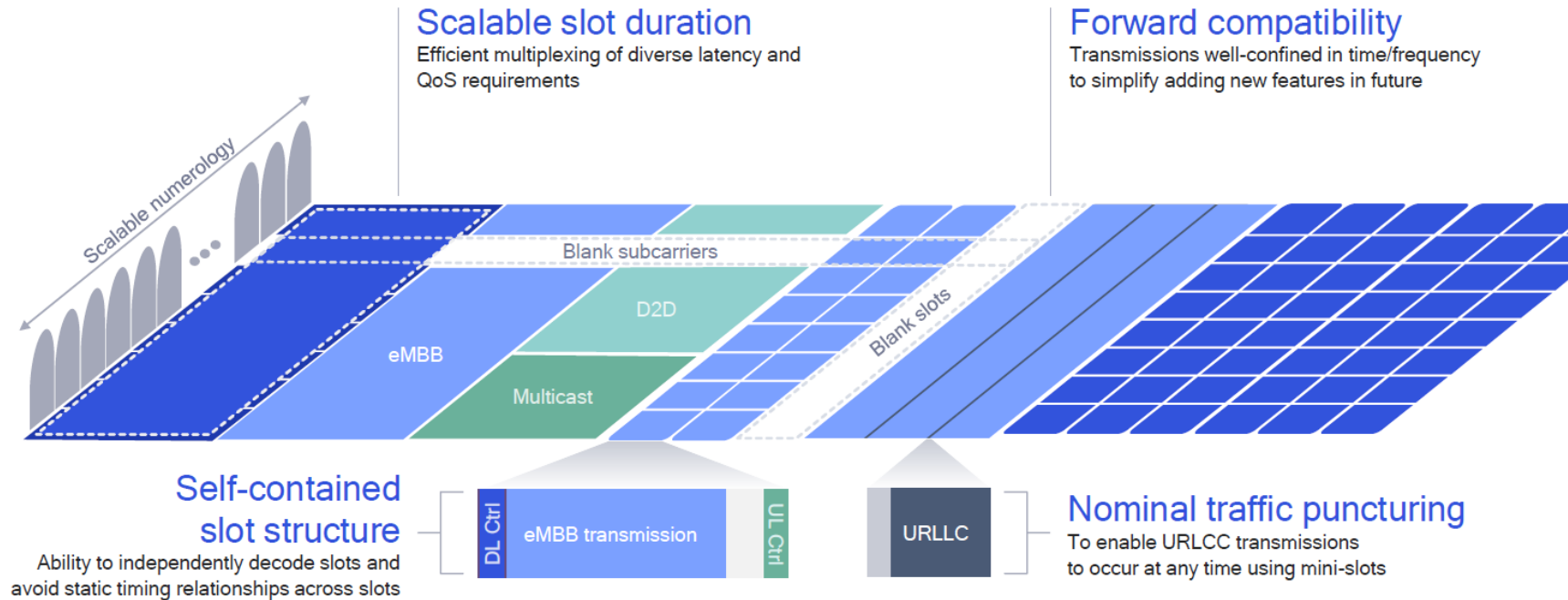
❖ Is slot aggregation the same concept as frame aggregation for 802.11?

Frame aggregation=Multiple layer 3 frames in one layer 2 frame

Slot aggregation=Multiple consecutive slots used together.

Ref: Qualcomm, "Designing 5G NR - The 3GPP Release 15 global standard for a unified, more capable 5G air interface," Sep 2018, 37 pp., <https://www.qualcomm.com/media/documents/files/the-3gpp-release-15-5g-nr-design.pdf>

Flexible Slots



Student Questions

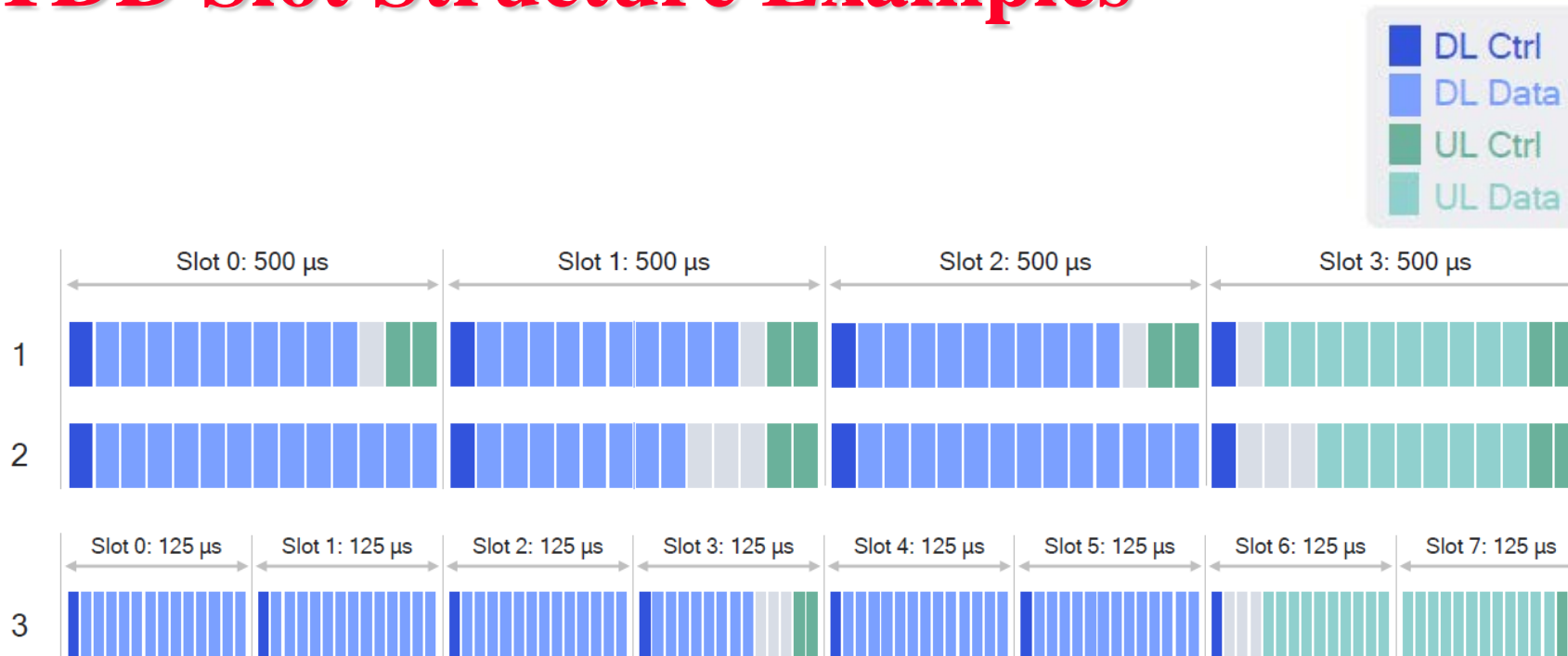
Ref: Qualcomm, "Designing 5G NR - The 3GPP Release 15 global standard for a unified, more capable 5G air interface," Sep 2018, 37 pp., <https://www.qualcomm.com/media/documents/files/the-3gpp-release-15-5g-nr-design.pdf>

Duplex Modes

- ❑ FDD: Different transmission directions on either part of a paired spectrum
- ❑ NR allows one common frame structure over both paired and unpaired spectra
- ❑ Allows both half and full duplex operation:
 - Half-duplex FDD
 - TDD (half-duplex by definition)
 - Full-duplex FDD
- ❑ Inter-cell interference due to TDD is less in small cells
 - ⇒ **Dynamic TDD**
 - ⇒ UL/DL directions can be dynamically assigned on a slot basis
 - Allows handling larger variation of traffic due to smaller number of users in small cells

Student Questions

TDD Slot Structure Examples



DL reference signals (DL DMRS) & UL Reference + Sounding (UL DSMR, SRS) not showed for simplicity

1. Indoor (sub-6 or mmWave)

- Shorter guard for indoor deployment
- Fast turn-around (DL/UL switch per slot)
- Ultra-low latency possible on every slot
- Maximum flexibility for UL/DL allocation

2. Outdoor (sub-6 or mmWave)

- Larger guard for outdoor deployment
- DL/UL switch per 1ms (5x faster than LTE)
- Slot 1 opportunity for ultra-low latency
- Bulk of UL traffic goes on Slot 3

3. Outdoor mmWave

- Larger guard for outdoor deployment
- 6:2 configuration every 1ms (120kHz SCS)
- Slot 3 opportunity for ultra-low latency
- Bulk of UL traffic goes on Slots 6 & 7

16

Ref: Qualcomm, "Designing 5G NR - The 3GPP Release 15 global standard for a unified, more capable 5G air interface," Sep 2018, 37 pp., <https://www.qualcomm.com/media/documents/files/the-3gpp-release-15-5g-nr-design.pdf>

Student Questions

- ❑ How are these dynamic duplex modes determined within the cell? Does the base decide based on the traffic it is receiving or does the device send a request to the base for a particular mode?

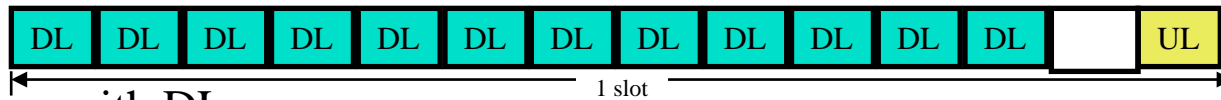
The base can decide based on the load. In practice, the operation personnel would decide.

- ❑ What is the typical update time for these dynamic TDD configurations?

Not specified. But could be based on the daily traffic patterns, similar to road traffic.

Duplex Mode Examples

DL-Heavy with UL



UL-Heavy with DL



DL only with late start due to relaxed synchronization



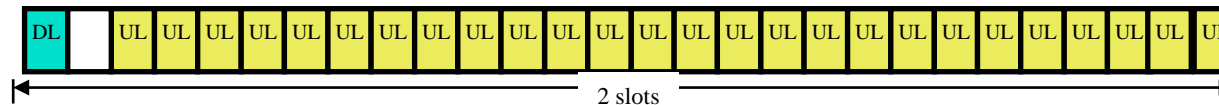
Using mini-slots for URLLC



Slot aggregation for DL (eMBB)



Slot aggregation for UL (eMBB)



Student Questions

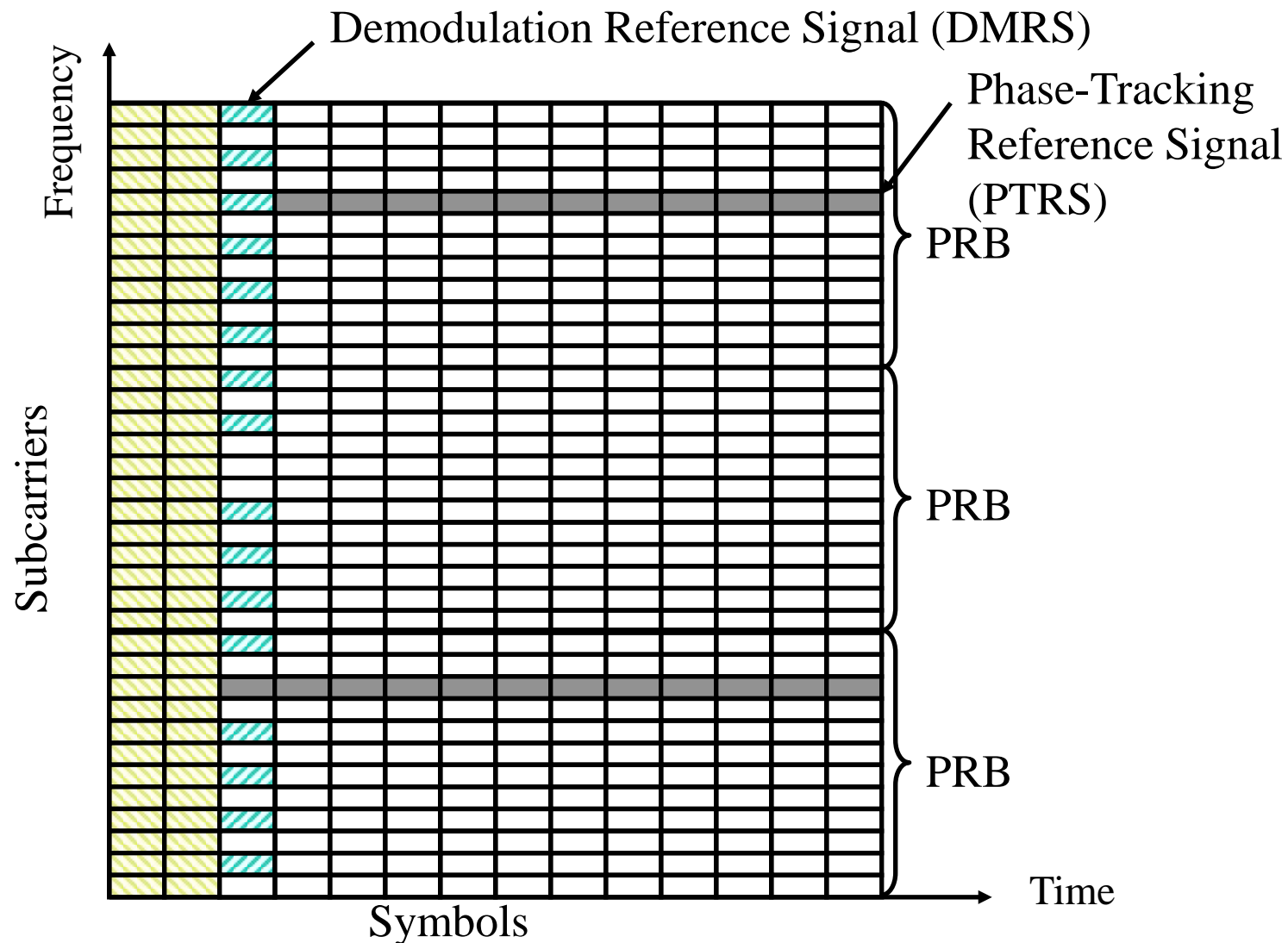
Ref: A. Zaidi, et al, "5G Physical Layer: Principles, Models and Technology Components," Academic Press, 2018,302 pp., ISBN: [9780128145784](https://doi.org/10.1016/B978-0-12-814578-4)

Reference Signals

- ❑ Used to access channel quality like pilot subcarriers
- ❑ **Demodulation Reference Signal (DM-RS)**: Estimate channel for demodulation. Placed at the beginning of slot.
- ❑ **Phase Tracking Reference Signal (PT-RS)**: Estimate phase noise at high carrier frequencies
- ❑ **Channel State Information Reference Signal (CSI-RS)**: Beam management and uplink power control
- ❑ **Sounding Reference Signal (SRS)**: Transmitted in uplink to measure channel for scheduling and link adaptation

Student Questions

Reference Signals (Cont)



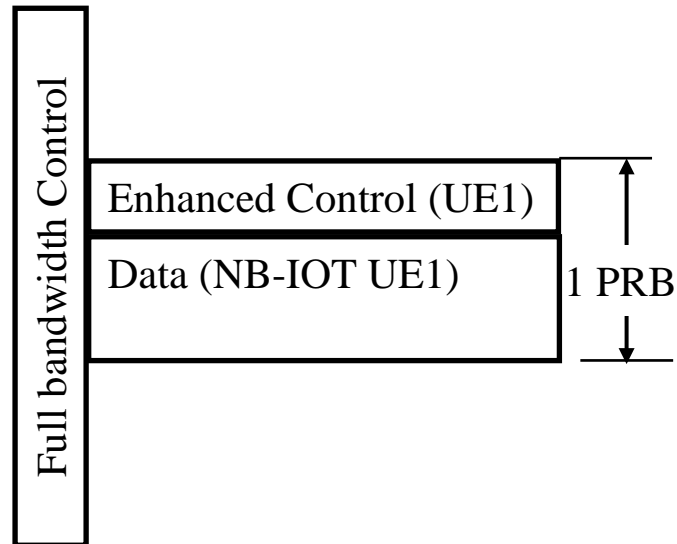
Student Questions

- Is control information shown in this diagram? Is it the yellow boxes?
Any information not sent by the user is control. So the yellow map, green DMRS and Gray PTRS are all control.
- Does that mean that for each PRB, the first 2 of the 14 symbols are control information?

Yes

Control Channels

- ❑ Control channels are used for scheduling requests, grants, HARQ acks, Channel state feedback, etc.
- ❑ Several Physical Downlink Control Channels (PDCCH) and Physical Uplink Control Channels (PUCCH)
- ❑ PDCCHs occupy only a part of the carrier bandwidth (LTE uses full bandwidth for control)
⇒ Allows narrow-band devices do not need to listen to whole bandwidth
- ❑ Each control channel has its own reference signals
⇒ Allows beamforming of control channels
- ❑ Short PUCCH can be transmitted in the same slot



Student Questions

Channel Coding

- ❑ Multi-Edge Low Density Parity Check Code for Data:
 - A.k.a. Quasi-Cyclic LDPC
 - Less complex than LTE Turbo codes
 - ⇒ Good for high data rates
- ❑ Polar Code for Control
 - Better performance for small data in control channel
 - Uses CRC for joint detection and decoding

Ref: T. Richardson, R. Urbanke, "Multi-Edge Type LDPC Codes," 36 pp., <http://wiiiau4.free.fr/pdf/Multi-Edge%20Type%20LDPC%20Codes.pdf>
Ref: V. Bioglio, C. Condo, I. Land, "Design of Polar Codes in 5G New Radio," 9 pp., 12 Apr 2018, <https://arxiv.org/pdf/1804.04389>
Ref: ETSI, "LTE; Evolved Universal Terrestrial Radio Access (E-UTRA); Multiplexing and channel coding (3GPP TS 36.212 version 10.0.0 Release 10)," ETSI TS 136 212 V10.0.0, Jan 2011, https://www.etsi.org/deliver/etsi_ts/136200_136299/136212/10.00.00_60/ts_136212v100000p.pdf

Student Questions

- ❑ Could you please also give a reference for LTE Turbo codes?

Added. See 3rd reference.

Low-Latency Features

- ❑ Front-loaded reference signals and control signaling.
⇒ Device can start processing the control immediately without inter-leaving in time as in LTE.
- ❑ Mini-Slots:
 - Device can respond with HARQ ack within one slot
 - Device can upload data within one slot of grant
- ❑ MAC and RLC are designed so that device can start processing data without knowing the total data
- ❑ Pre-emption may results in missing symbols
HARQ retransmits only missing code-block groups (CBG)
- ❑ Device can be configured to transmit/receive without going through request-grant-transmit sequence.

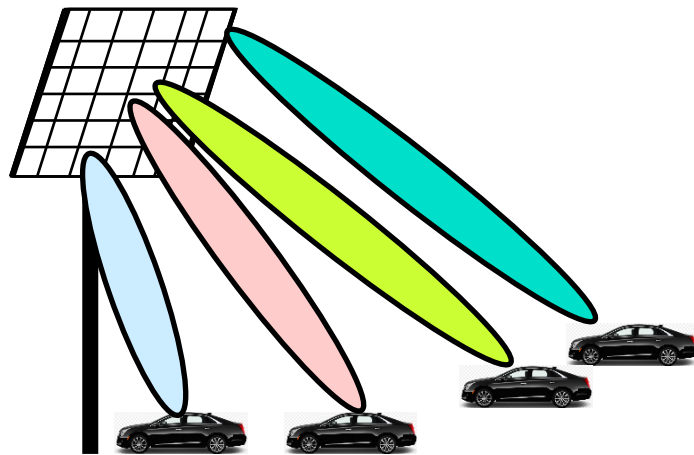
Student Questions

- ❑ Who or what determines whether the device is time critical? If all devices are configured to transmit/receive without the request-grant-transmit sequence, wouldn't that cause issues?

The user requests, tower grants this right for a limited duration if capacity is available. It is like non-contention regions in Wi-Fi.

Optimized Massive MIMO

- ❑ Massive MIMO: Large number of steerable antenna elements
 - Necessary for beamforming in higher bands
 - Used for spatial multiplexing in lower bands
- ❑ NR channels and signals designed to support beamforming
- ❑ Assuming channel reciprocity, UL Sounding reference signal (SRS) can be used for DL in TDD



Student Questions

- ❑ Is the sounding reference signal sending pilots?
Pilots have a well known fixed patterns. Used to determine noisy regions in the band.
SRS is different. It is used to find direction of transmission. Which direction do you hear most?
- ❑ Is massive MIMO not used for spatial multiplexing in higher bands?
Beamforming is faster than multiplexing and so no need to go slow.
- ❑ Can spatial multiplexing use different frequency channels?
That would be frequency multiplexing.
- ❑ Is this reciprocity only used to optimize massive MIMO, or is it an inherent part of massive MIMO?
Channel reciprocity is independent of MIMO. Channel property changes with frequency, time, and space. So reciprocity can be used only in a limited context.

Optimized Massive MIMO (Cont)

- ❑ High-resolution Channel State Information (CSI) RS design and reporting
- ❑ High-spatial resolution codebook supporting up to 256 antennas
- ❑ 12 Orthogonal demodulation reference signals specified for multi-user MIMO
- ❑ Phase-tracking reference signals are used to overcome increased phase noise at higher frequencies (otherwise higher constellation QAMs, e.g., 64-QAM, cannot be used)
- ❑ Massive MIMO with high-power user equipment (HPUE)
⇒ 3× to 4× more throughput

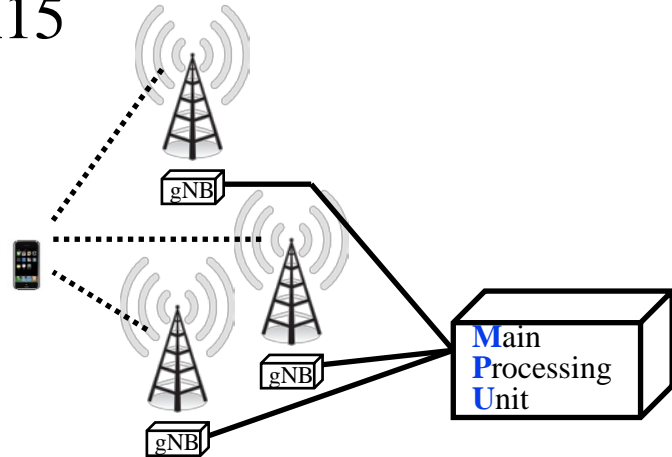
Student Questions

- ❑ What is orthogonal about the reference signals?

Orthogonal ⇒ Non-interfering. Ways to make them orthogonal are beyond the scope of this course.

Distributed MIMO

- ❑ A device can receive multiple data channels per slot from different sites
- ❑ Some MIMO layers are transmitted from one site and others from another site
- ❑ Allows simultaneous data transmissions from multiple sites
- ❑ Not complete in R15



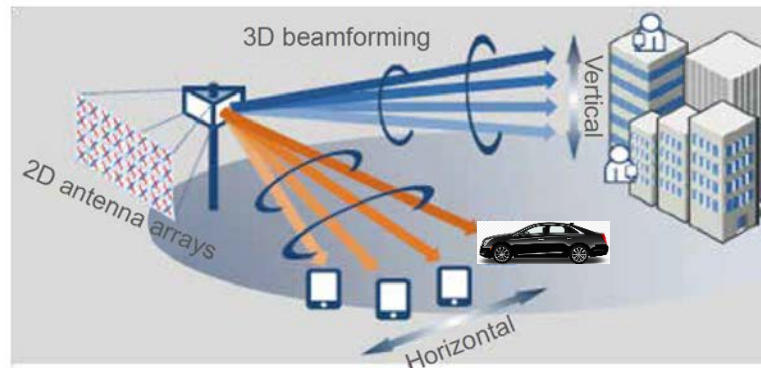
Ref: W. Peng, et al, "Outage and Capacity Performance Evaluation of Distributed MIMO Systems over a Composite Fading Channel," Mathematical Problems in Engineering 2014, September 2014, 13 pp.,

https://www.researchgate.net/publication/285571817_Outage_and_Capacity_Performance_Evaluation_of_Distributed_MIMO_Systems_over_a_Composite_Fading_Channel

Student Questions

Beamforming

- ❑ In mmWave, beamforming is required
- ❑ Beam management procedures include beam determination, measurement, reporting and sweeping
- ❑ Beam recovery procedures include beam failure detection, notification, and recovery request
- ❑ Beam management requires 3 step refinements: coarse, medium, and narrow beams



Ref: ZTE, "Pre5G: Building the Bridge to 5G," White Paper, June 2, 2017, 20 pp.,

<http://www.zte-deutschland.de/pub/endata/magazine/ztetechnologies/2017/no3/201705/P020170516552408246119.pdf>

Washington University in St. Louis

<http://www.cse.wustl.edu/~jain/cse574-24/>

©2024 Raj Jain

Student Questions

- ❑ Why is beam forming required in mmWave?
Transmission is highly directional.

Analog Beamforming

- ❑ Beam is sent after digital-to-analog conversion
- ❑ Required at high frequencies
- ❑ Analog beam can be sent only in one direction at one time
- ❑ Beam sweeping:
 - Send the same signal in other directions in other symbols
 - Allows reaching the entire coverage area

Student Questions

- ❑ Has there been an explanation on why analog beamforming is better?

Digital beamforming allows same PRB to be reused in different direction. In analog beamforming, only one beam is used and so it is higher strength. Path loss is higher in mm wave and so analog beamforming is used.

Ref: <https://www.rcrwireless.com/20180912/5g/5g-nr-massive-mimo-and-beamforming-what-does-it-mean-and-how-can-i-measure-it-in-the-field>


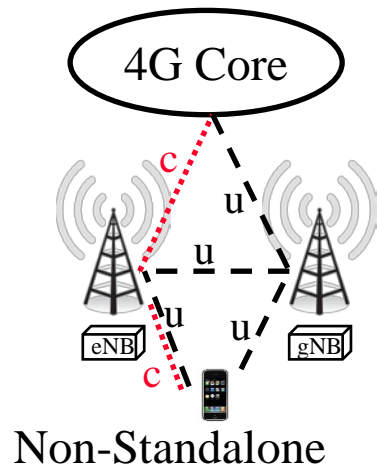
Code Block Group (CBG)

- ❑ Larger transport blocks are segmented into multiple **code block groups (CBG)**.
- ❑ Each **code block** has a CRC
- ❑ Entire transport block has a cyclic redundancy check (CRC)
- ❑ If a code block fails CRC, the entire code block group is retransmitted
- ❑ HARQ feedback has a bit for each CBG to indicate whether to retransmit that CBG or not.

Student Questions

Non-Standalone vs. Standalone Deployments

- ❑ 5G = 5G RAN + 5G Core
- ❑ Core is responsible for non-radio functions: authentication, charging, end-to-end connections, paging
- ❑ **Non-Standalone (NSA)**: Use legacy EPC core w 5G RAN
⇒ Help accelerate 5G NR deployments
- ❑ **Standalone (SA)**: Full 5G RAN + 5G Core



c = control plane
u = user plane


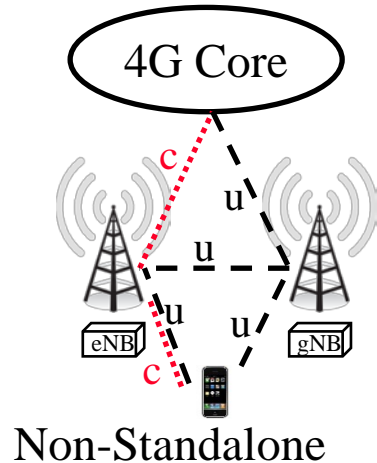
Student Questions

- ❑ Do the ITU standards care about the back-haul core?
ITU sets the requirements.
3GPP implements it. They have to implement all parts of the network. So they set standards for all parts.
- ❑ "5G=5G RAN+5G Core", but the quiz showed that "5G requires that both RAN and Core be changed to 5G together" is false. So the core can be 4G Core due to Non-Standalone?
Yes. That was the point of the quiz.
- ❑ Can you please go over the figure on slide 46?

Sure

Non-Standalone vs. Standalone Deployments

- ❑ 5G = 5G RAN + 5G Core
- ❑ Core is responsible for non-radio functions: authentication, charging, end-to-end connections, paging
- ❑ **Non-Standalone (NSA)**: Use legacy EPC core w 5G RAN
⇒ Help accelerate 5G NR deployments
- ❑ **Standalone (SA)**: Full 5G RAN + 5G Core



c = control plane
u = user plane

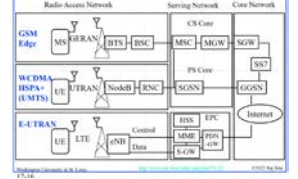
Student Questions

- ❑ What is the EPC core?
See slides 17-15, 17-16.

Evolved Packet Core (EPC)

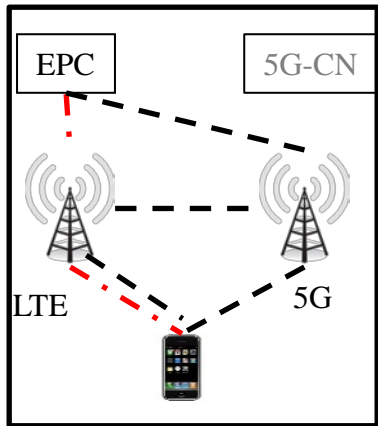
- ❑ Four new elements:
 1. **Serving Gateway**: Demarcation point between RAN and Core. Serves as mobility anchor when terminals move
 2. **Packet Data Network Gateway (PGW)**: Termination of EPC towards Internet or IMS network. IP services, address allocation, deep packet inspection, policy enforcement
 3. **Mobility Management Entity (MME)**: Location tracking, paging, roaming, and handovers. All control plane functions related to subscriber and session management.
 4. **Policy and Charging Rules Function (PCRF)**: Manages QoS using info from Home Subscriber Server (HSS)

Evolved Packet System (EPS)

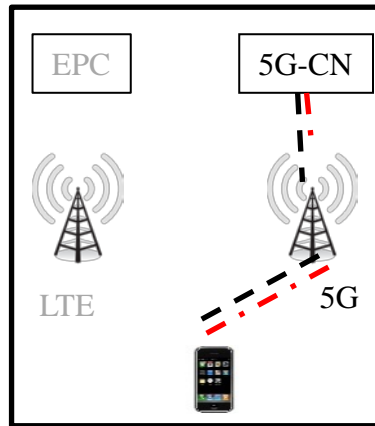


NSA Options

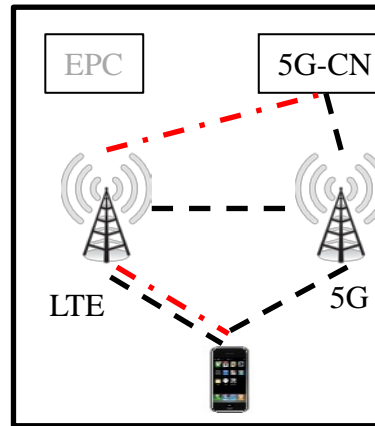
Non-standalone
Option 3x
Dec 2017



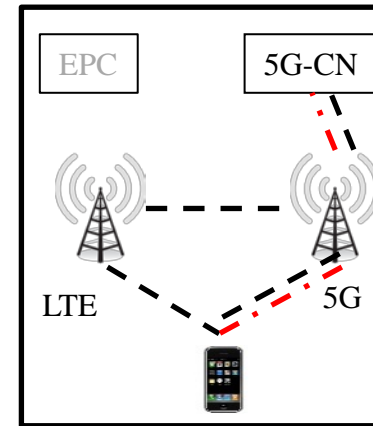
Standalone
Option 2
June 2018



Non-standalone
Option 7x
Dec 2018



Non-standalone
Option 4
Dec 2018



Option 5 =LTE Connect to 5G core
(Known also as eLTE)

· - - - - = Control Plane
- - - - = User Plane

- ❑ In 2Q/2018 focus on options 2 and 3, options 4 and 7 to be introduced as Release 15 late drop 2/18 (ASN 103/19)

Ref: A. Toskala, "5G Standards and Outlook for 5G Unlicensed," June 2018,

https://www.multefire.org/wp-content/uploads/5G_Standard_Toskala_MUlteFire-Open-Day-Meeting.pdf

Washington University in St. Louis

<http://www.cse.wustl.edu/~jain/cse574-24/>

©2024 Raj Jain

Student Questions

- ❑ Does it mean we can use any of 4 options for NSA?

Yes, depending upon the carrier's deployment in the core.

- ❑ How was backwards compatibility handled for 4G/3G/2G at the time?

They are all incompatible. A phone has to implement all of them. They may share some circuits and accessories and similar protocols.

- ❑ If the NSA option has LTE component in it, does it mean that the speed would be slower?

Yes. Some 5G implementation may be slower than LTE depending upon the options.

- ❑ Is coloring the lines on this slide essential, or is it the dotted/dashed lines that imply control plane only?

The dots ensure that the information is preserved in a black-and-white print.

- ❑ This slide is not displaying correctly at time stamp 35 in the video. You already covered it at timestamp 29.30, so it is not a big deal.

I am aware of the problem. I will have to work more on fixing that.

- ❑ Can you explain Option 3?

Similar to Option 1. But, the control goes from the LTE tower to the 5G core.

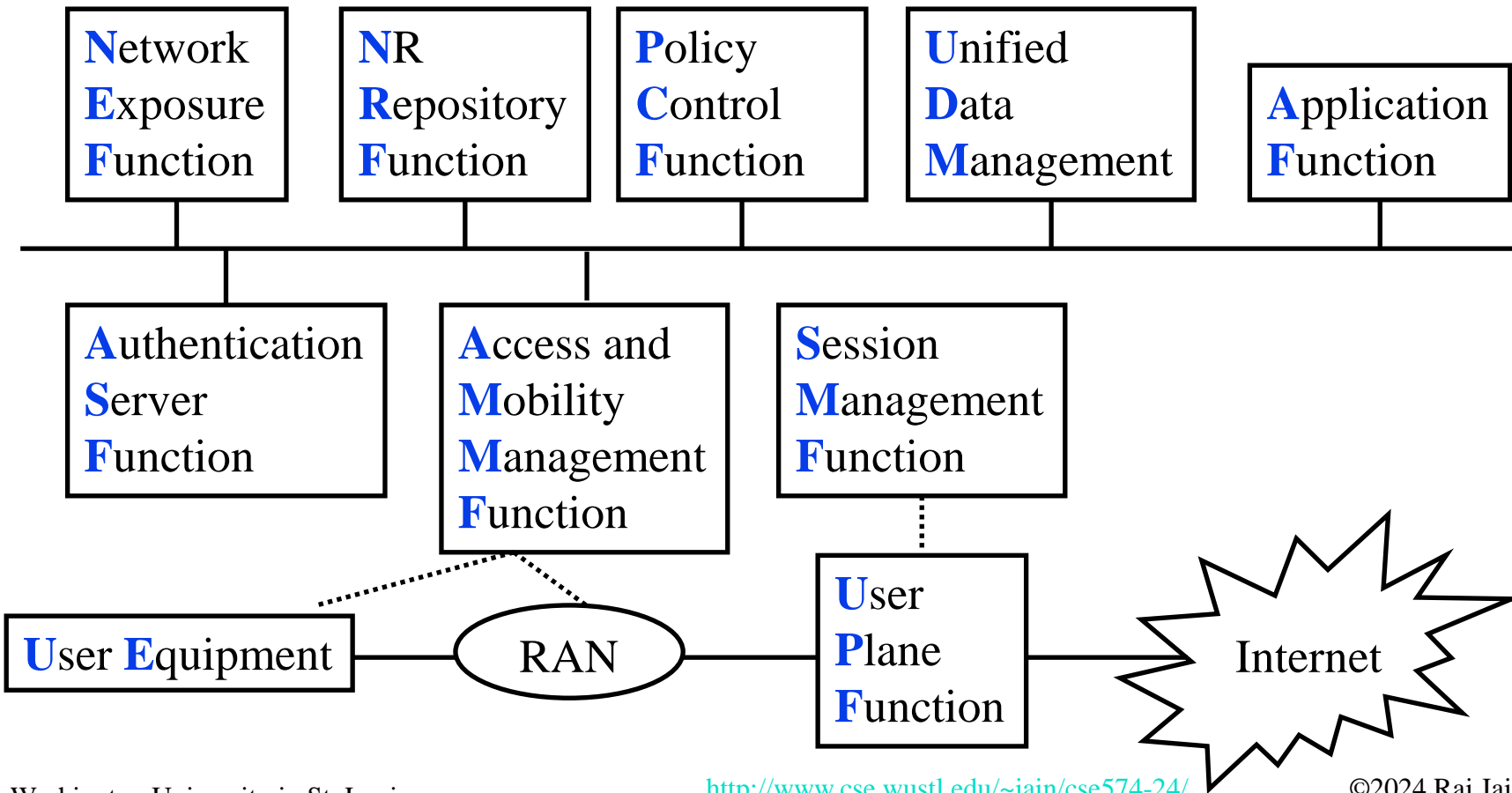
5G Core Network

- ❑ Service Based Architecture
- ❑ Network Slicing
- ❑ Control-Plane/User-Plane Split

Student Questions

Service Based Architecture

- Each service is a function and several functions can be implemented in a physical node or a virtual machine



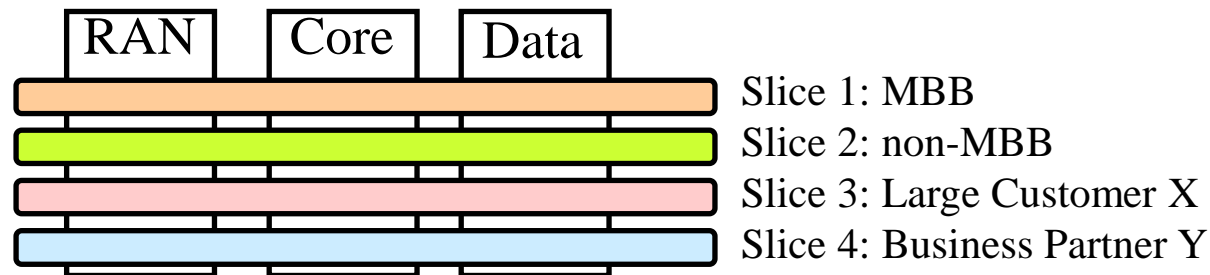
Student Questions

- How long does it take for the ASF to authenticate the user? (ie. how long is the whole authentication process?)

Authentication consists of a few (3 to 10 message exchanges).

Network Slicing

- ❑ Slice = A **logical** network serving a particular application, business partner, or customer
- ❑ Similar to Virtual Machines (VMs) on a computer
- ❑ A network can be divided in to many slices
- ❑ Each slice looks to the user as a separate network with reserved resources reserved



Ref: E. Guttman, "5G New Radio and System Standardization in 3GPP,"

https://www.itu.int/en/ITU-T/Workshops-and-Seminars/201707/Documents/Eric_Guttman_5G%20New%20Radio%20and%20System%20Standardization%20in%203GPP.pdf

Washington University in St. Louis

<http://www.cse.wustl.edu/~jain/cse574-24/>

©2024 Raj Jain

Student Questions

- ❑ So would it be possible to allocate any speed/bandwidth to each slices?
- ❑ Are there any constraints to the network slices that we can create?

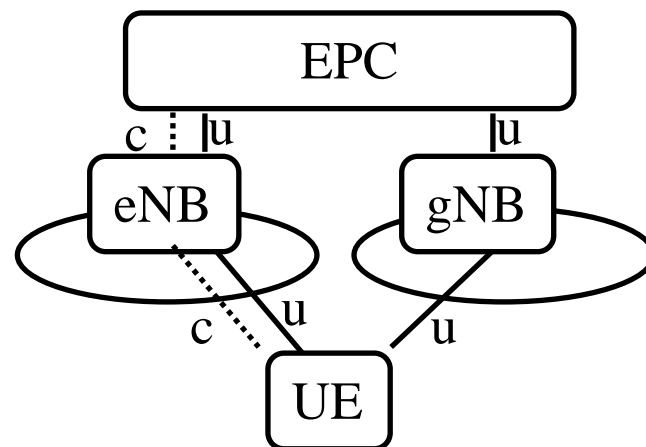
Slices negotiate resources based on availability and eligibility. If you pay, and it is available, you can get it.

- ❖ In network slicing, the infrastructure is geographically distributed. What entity controls the management of this virtualization and its routing protocols? Is it a local entity?

The carriers create the slices. Not the users. They have to ensure performance for each slice.

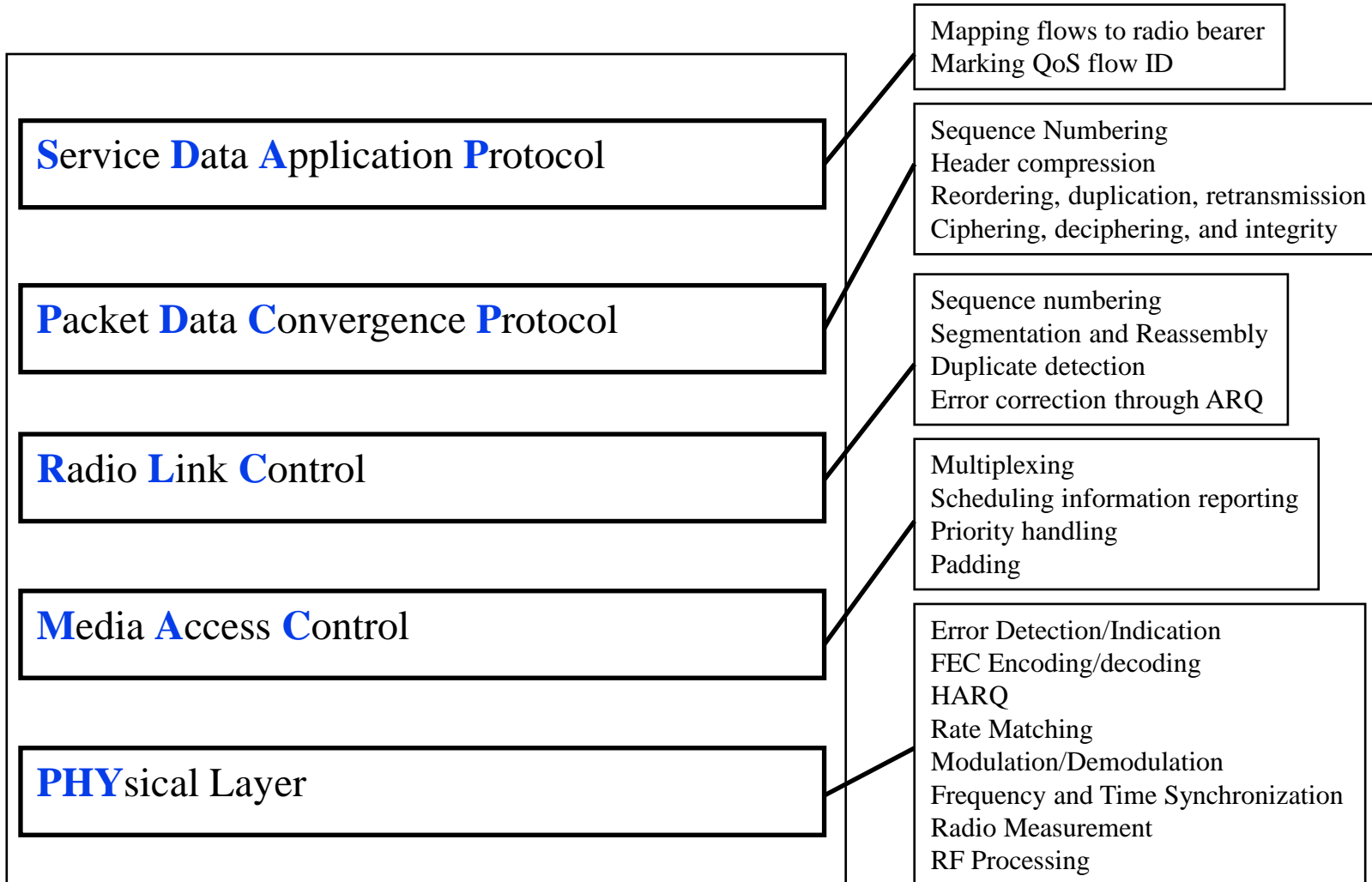
Control-Plane User-Plane Split

- ❑ Control: Session management, IP address allocation, signaling between core and device, authentication, security, mobility,
- ❑ User: Packet routing and forwarding, packet filtering, packet inspection, quality of service
- ❑ Control-plane and user-plane interfaces are separate.
- ❑ For example: A node with dual connectivity. Control through LTE and data split between LTE and 5G



Student Questions

User-Plane RAN Protocol Stack



Student Questions

- Can you explain HARQ?

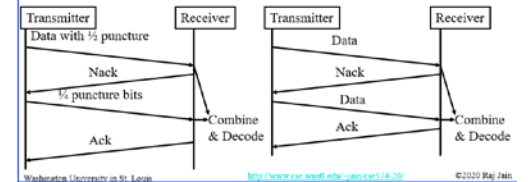
See slide 17-13

If PHY layer says some bits are good, those parts are not retransmitted by MAC. Combined PHY+MAC

⇒ Hybrid

Hybrid ARQ

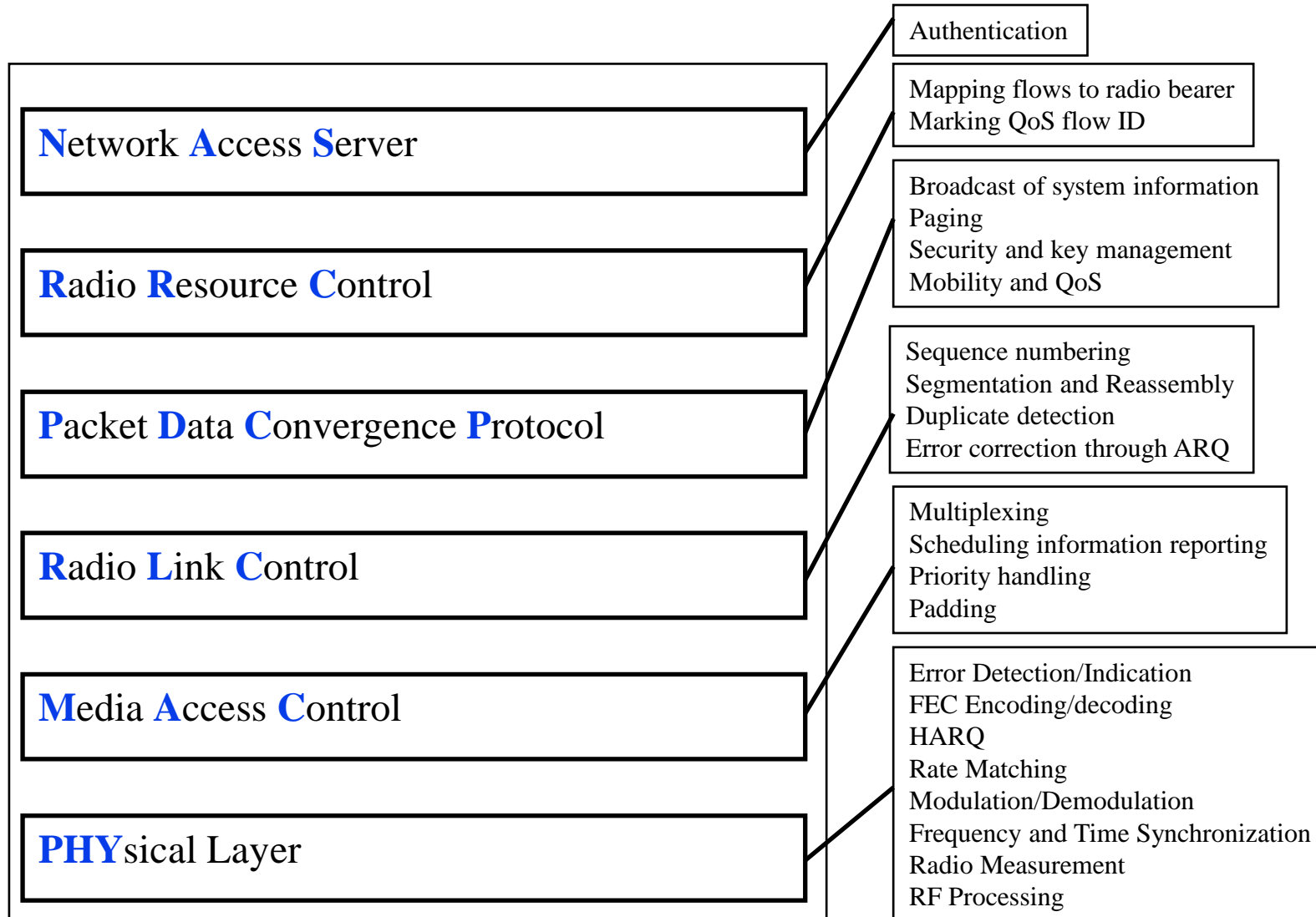
- PHY and MAC layers work together ⇒ Hybrid
- PHY layer sends some bits first (uses puncturing)
 - Sends additional bits only if necessary.
 - Additional bits are sent until the decoding is successful. (Incremental Redundancy or Type II HARQ)
 - Another alternative is to combine the good bits of multiple transmissions (Chase Combining or Type I HARQ)



- How does the protocol correspond to ISO stack?

Most of the components are part of Layer 2.

Control-Plane RAN Protocol Stack



Student Questions

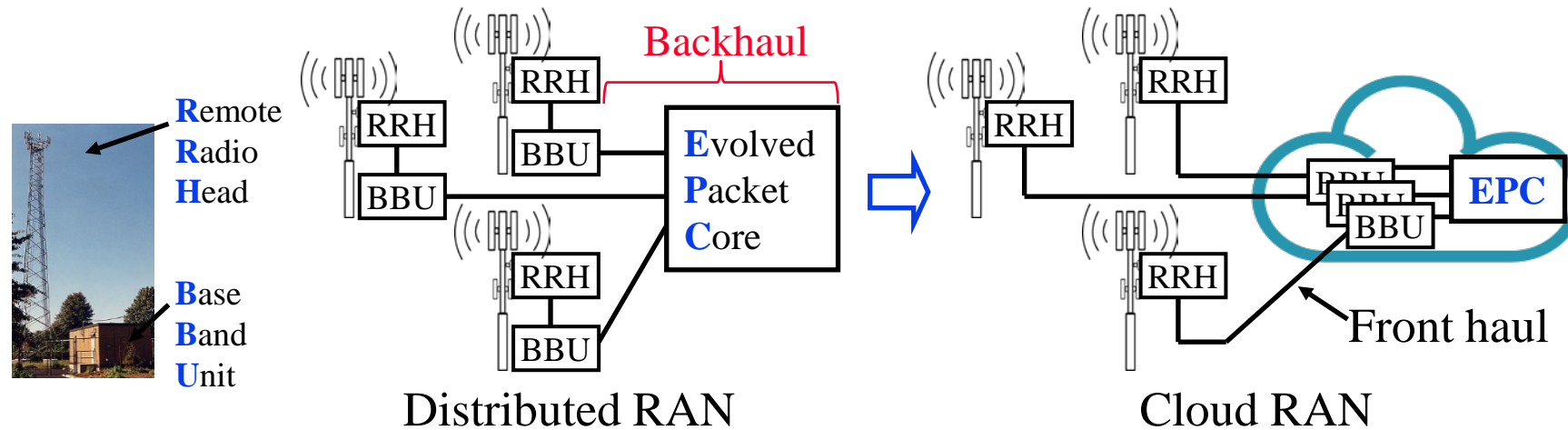
Network Evolutions

- ❑ Cloud-Radio Access Network (**C-RAN**)
 - Centralized radio processing
 - Minimizes changes to RAN for 5G and future evolutions
- ❑ Mobile Edge Computing (**MEC**)
 - Distributed core
 - Helps reduce latency

Student Questions

Cloud Radio Access Network (C-RAN)

- ❑ Centralize baseband processing in a cloud
- ❑ Need to carry high-bit rate signal (after A-to-D conversion) from tower to cloud site ~ 10 Gbps
- ❑ Optical fiber, 10 Gbps Ethernet, Microwave can be used depending upon the distance ~ 1-20 km of **front haul**
- ❑ Particularly good for dense small cells. Multi-provider support.



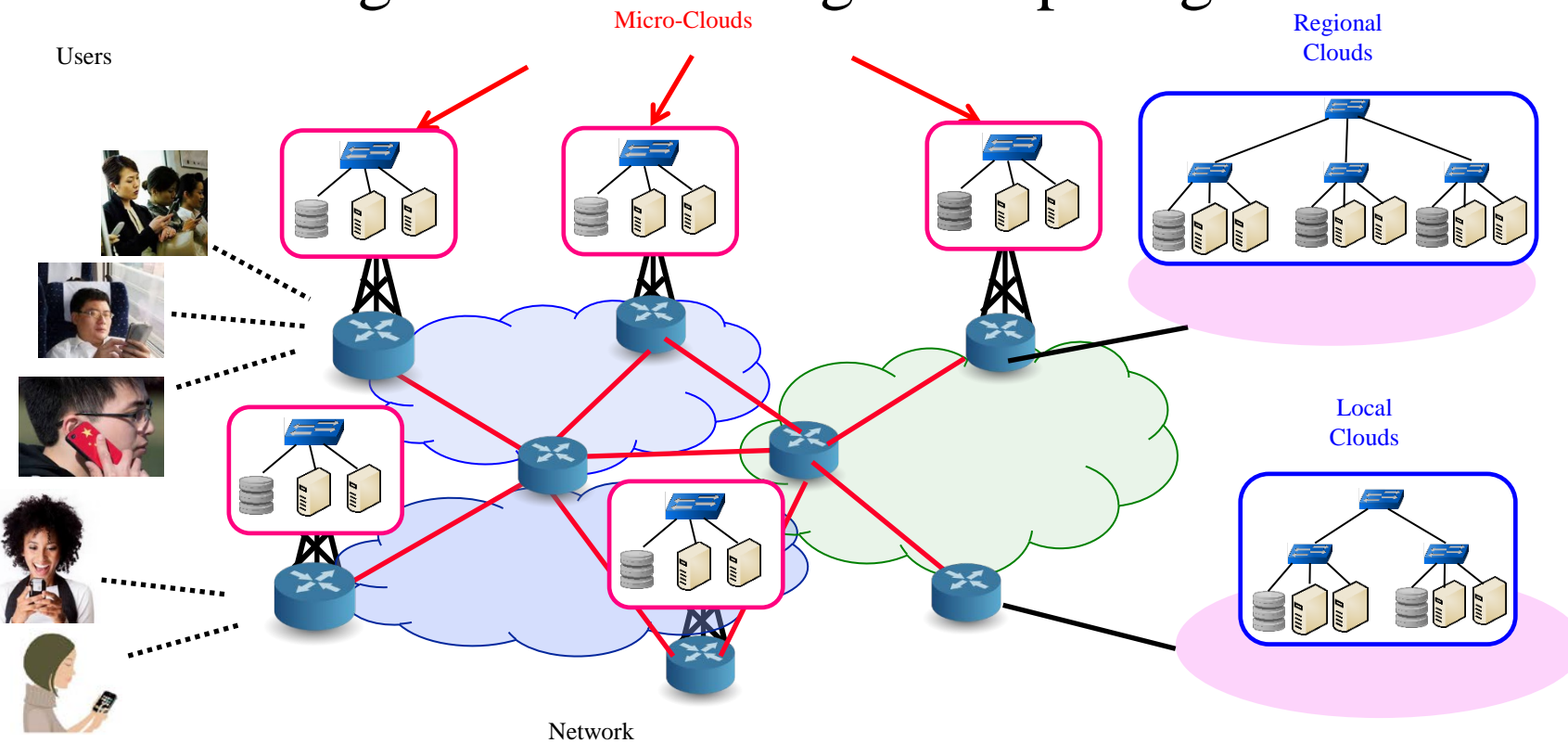
Ref: C. I, et al, "Recent Progress on C-RAN Centralization and Cloudification," IEEE Access, Vol. 2, 2014, pp. 1030-1039,
<http://ieeexplore.ieee.org/iel7/6287639/6514899/06882182.pdf?arnumber=6882182>

Student Questions

- ❑ What in the diagram is backhaul?
- Right of BBU in the diagram*
- ❑ Why is the link between the RRH and the C-RAN core called front haul rather than backhaul?
- It is in the front of the cloud*
- ❑ How are cloud RANs connected with other cloud RANs?
- Via Internet.*
- ❑ Adding anything to the cloud requires an extra layer of communication and creates extra complexity. Why use C-RAN?
- It reduces hardware costs.*

Mobile Edge Computing (MEC)

- ❑ To service mobile users/IoT, the computation needs to come to edge \Rightarrow Mobile Edge Computing



Ref: L. Gupta, R. Jain, H. Chan, "Mobile Edge Computing - an important ingredient of 5G Networks," IEEE Softwarization Newsletter, March 2016, <http://sdn.ieee.org/newsletter/march-2016/mobile-edge-computing-an-important-ingredient-of-5g-networks>

Student Questions

- ❑ Do the purple clouds represent the "city center" cloud? Or is that the green cloud?

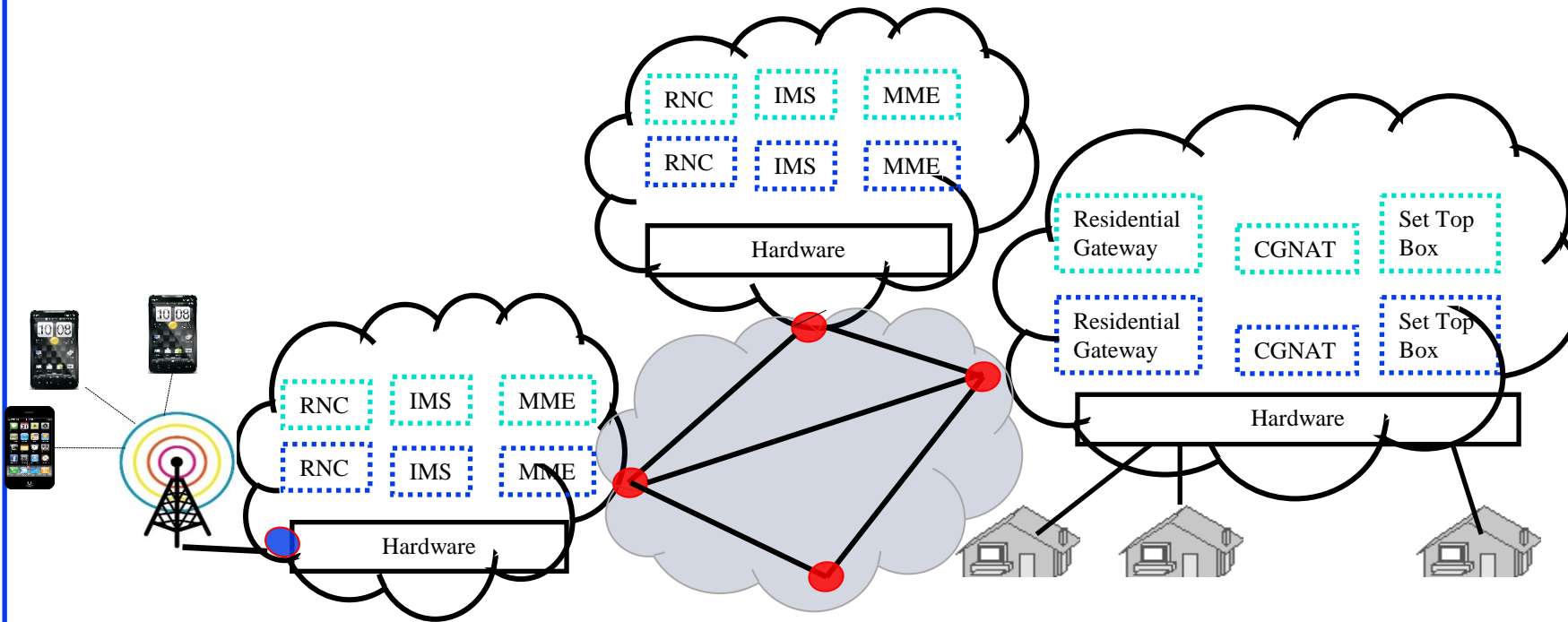
Green clouds cover smaller regions. Purple clouds cover larger regions. A region could be a city, a state, a group of states, countries, or a group of countries.

- ❖ Does MEC just entail redistributing server locations? How much do modern use cases require pure computation power vs. accessing hosted resources?

MEC helps AI computation.

Network Function Virtualization

- ❑ Standard hardware is fast and cheap \Rightarrow No specialized hardware
- ❑ Implement all functions in software
- ❑ Virtualize all functions \Rightarrow Cloud \Rightarrow Create capacity on demand



Ref: Raj Jain, "SDN and NFV: Facts, Extensions, and Carrier Opportunities," AT&T Labs SDN Forum Seminar, April 10, 2014,
http://www.cse.wustl.edu/~jain/papers/adn_att.htm

Student Questions

- ❑ What about the delay of these virtualization technologies? Virtualization always results in more delay, and we need a very low delay.

Faster hardware is cheaper than more hardware.

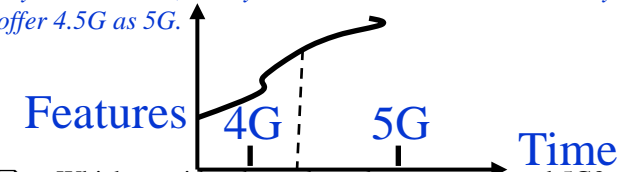
5G Trials

- ❑ Many operators have announced 5G trials
Verizon, SK Telecom, Korea Telecom, NTT DoCoMo, AT&T, China Mobile, ...
- ❑ Pre-Standard 5G.
- ❑ Most are using sub-6GHz spectrum
- ❑ Mostly enhanced Mobile Broadband (eMBB) and Fixed Wireless Access (FWA)

Student Questions

- ❑ What is the value of these trials if they're using the sub-6GHz spectrum and the standard isn't fully defined yet? Are they testing different options for the standard?

Standards are defined in releases. Implementations try to cover features in releases. So as soon as something beyond 4 is done, it may be called 5G. Some carriers may offer 4.5G as 5G.



- ❑ Which providers have done the most to spread 5G?
Is it outside of downtown areas in the US?
- ❑ Is they still testing for 5G improvements/releases, or are they focusing on 6G?

Most major carriers are offering 5G. Downtowns are always first.

New 5G releases. 6G is talk only till 2025.

3G vs. 4G vs. 5G

	3G	4G	5G
DL Waveform	CDMA	OFDMA	OFDMA,SCFDMA
UL Waveform	CDMA	SCFDMA	OFDMA,SCFDMA
Channel Coding	Turbo	Turbo	LDPC (Data)/Polar (Control)
Beamforming	No	Data only	Full support
Spectrum	0.8-2.1 GHz	0.4-6 GHZ	0.4-52.6 GHz
Bandwidth	5 MHz	1.4-20 MHz	Up to 400 MHz
Network Slicing	No	No	Yes
QoS	Bearer based	Bearer based	Flow based
Small Packet Support	No	No	Connectionless
Cloud Support	No	No	Yes

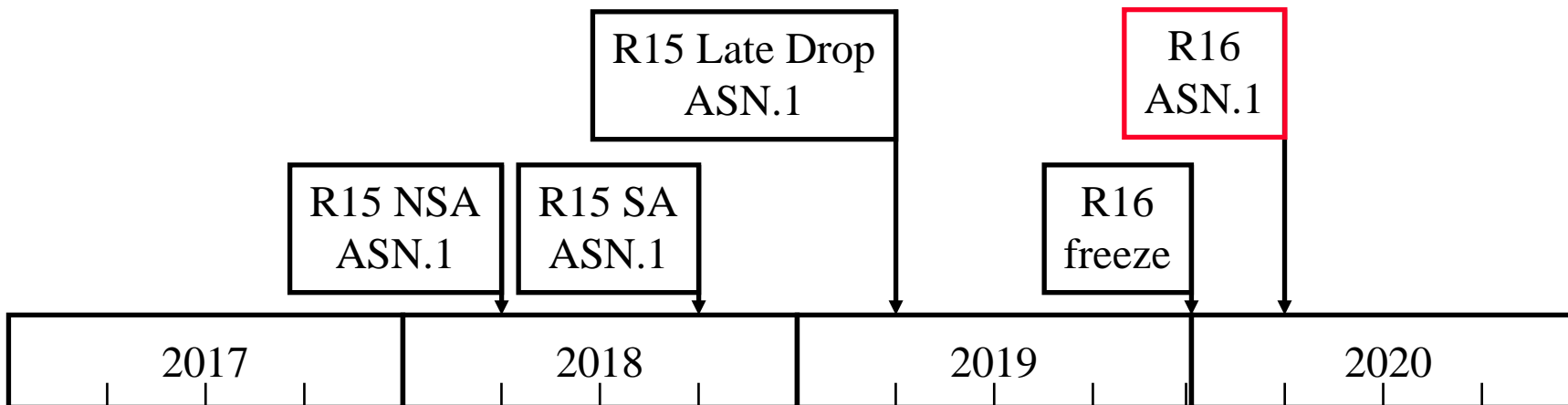
Student Questions

Ref: A. Toskala, "5G Standards and Outlook for 5G Unlicensed," June 2018,
https://www.multefire.org/wp-content/uploads/5G_Standard_Toskala_MUulteFire-Open-Day-Meeting.pdf
 Washington University in St. Louis <http://www.cse.wustl.edu/~jain/cse574-24/>

©2024 Raj Jain

Release 16 Timeline

- ❑ No major changes are done after a release is frozen.
- ❑ Abstract Syntax Notation One (ASN.1) is the notation used to specify message formats in the final specifications.
- ❑ Release 15 had 3 stages: Non-standalone (NSA), Standalone (SA), and Late Drop.



Ref: A. Toskala, "5G Standards and Outlook for 5G Unlicensed," June 2018,
https://www.multefire.org/wp-content/uploads/5G_Standard_Toskala_MUulteFire-Open-Day-Meeting.pdf

Student Questions

- ❑ What is R16 freeze? Does it mean the features are locked for the release?

Yes. Only bugs, if found, are fixed.

Release 16 Work Items

- ❑ NR V2X
- ❑ Non-Terrestrial Networks
- ❑ Above 52.6 GHz
- ❑ Integrated Access and Backhaul (IAB)
- ❑ IoT Techniques
- ❑ Private 5G Networks for Industrial IoT
- ❑ Enhancements to:
 - Positioning
 - MIMO Enhancements
 - Power Saving
 - Interference
 - Data Collection and Utilization
 - Network Automation
 - Mobility Enhancements
 - Carrier Aggregation and Dual Connectivity
 - Access to Unlicensed Spectrum
 - Conversational Services
 - Wireless-Wire line Convergence

Student Questions

Ref: 5G Americas, "Wireless Technology Evolution - Transition from 4G to 5G, 3GPP Releases 14 to 16," Whitepaper, Oct 2018,
http://www.5gamericas.org/files/8015/4024/0611/3GPP_Rel_14-16_10.22-final_for_upload.pdf

NR V2X

❑ Vehicle Platooning:

- Dynamically form platoon travelling together
- All vehicles get information from the leading vehicle

❑ Extended Sensors:

- Sharing data/video from sensors with other vehicles, road-side units, pedestrians, and application servers
- Allows vehicles to get a more global view of the environment and Intention sharing
- Evolve for autonomous driving
- Need high data rate

❑ Remote Driving:

- Driving in dangerous areas or driving for those unable to drive
- Public transports train/metro driving
- Need high reliability and low latency
- High-throughput sensor sharing

Student Questions

Ref: Qualcomm, "Expanding the 5G NR ecosystem and roadmap in 3GPP Release 16 and beyond," Sep 2018, 35 pp.,

<https://www.qualcomm.com/media/documents/files/expanding-the-5g-nr-ecosystem-and-roadmap-in-3gpp-rel-16-beyond.pdf>

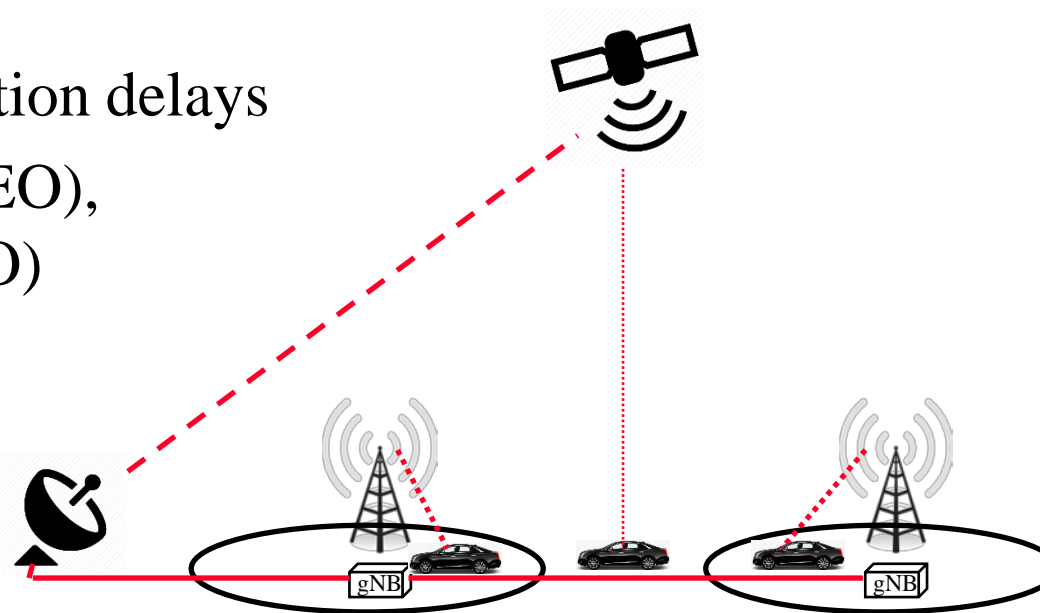
Washington University in St. Louis

<http://www.cse.wustl.edu/~jain/cse574-24/>

©2024 Raj Jain

Non-Terrestrial Networks

- ❑ Satellite use with 5G will allow continuity of coverage
- ❑ Unmanned aircrafts as cell towers
- ❑ Not high throughput. For continuity of coverage
- ❑ Need to make PHY retransmission procedures more delay tolerant
- ❑ Study effect of propagation delays
 - Low-Earth Orbit (LEO), Geo-stationary (GEO)
- ❑ Handover and paging



Student Questions

- ❑ What are the challenges for an unmanned aircraft to be the base station?

Doppler, standards are just two examples. We have many papers (2011-2019) on our website. We were finalists in the 2014 Vodafone wireless innovation competition for proposing/demoing this idea.

- ❖ Is the non-terrestrial network a new feature in 5G, or is it an existing technology? What is the difference between it and (traditional) communication satellites?

Satellites would now be a component of the 5G infrastructure rather than a competing service.

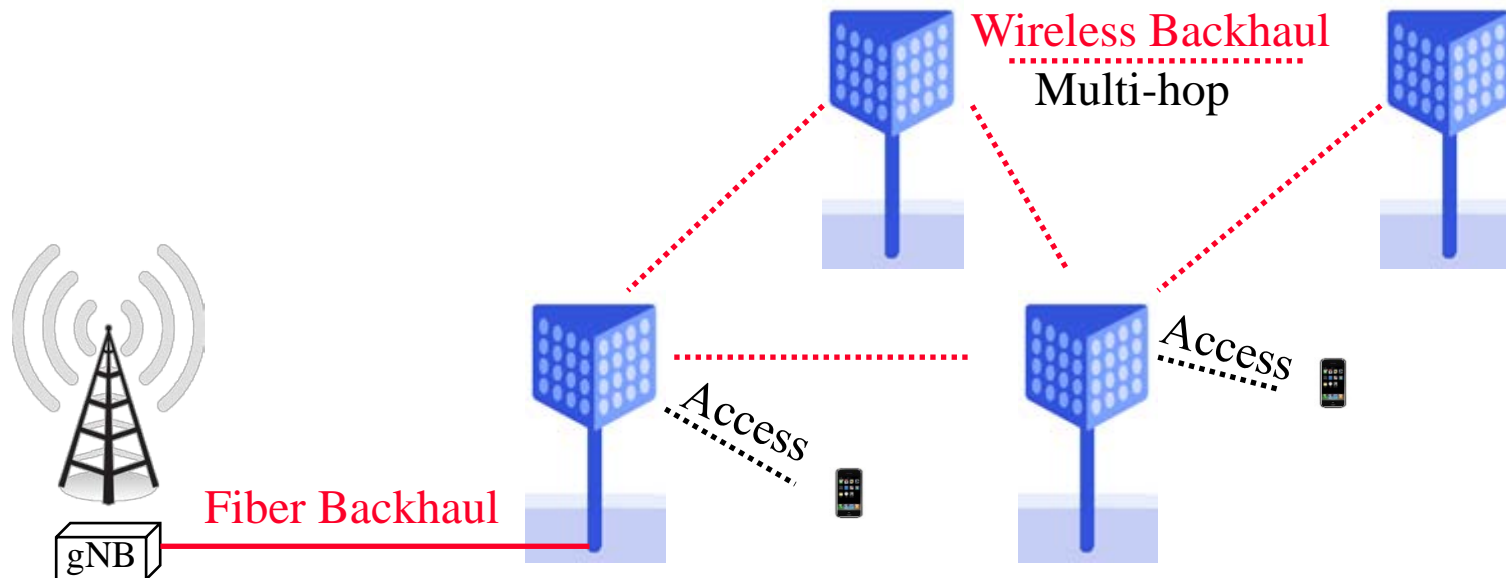
Above 52.6 GHz

- ❑ R15 designed to use up to 52.6 GHz
- ❑ Higher Frequencies:
 - Higher phase noise
 - Extreme propagation loss
 - Lower power amplifier efficiency
 - Stricter power spectral density regulatory requirements
 - Good for V2X, IAB, and non-terrestrial operation

Student Questions

Integrated Access and Backhaul

- mmWave backhaul is more cost effective than fiber backhaul for short distances required for small cells



Student Questions

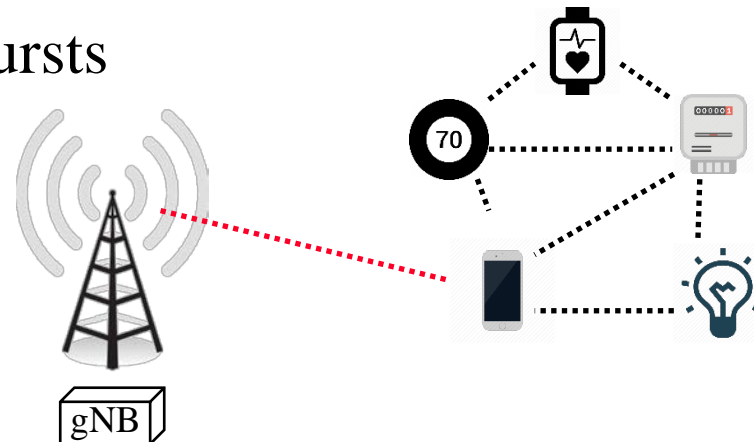
- Are there currently microwave backhuls or microwave relays in use?

Yes, in all G's.

Ref: Qualcomm, "Expanding the 5G NR ecosystem and roadmap in 3GPP Release 16 and beyond," Sep 2018, 35 pp.,
<https://www.qualcomm.com/media/documents/files/expanding-the-5g-nr-ecosystem-and-roadmap-in-3gpp-rel-16-beyond.pdf>

IoT Techniques

- ❑ Non-orthogonal Multiple Access (NOMA):
 - Scheduled or grant-free access
 - Allows higher device density and network efficiency
- ❑ Grant-Free Uplink:
 - Contention-based access
 - Random upload of small data bursts
- ❑ Mesh Networking:
 - Mesh on unlicensed spectrum with upload on licensed
 - Extension of D2D
 - For low-power devices



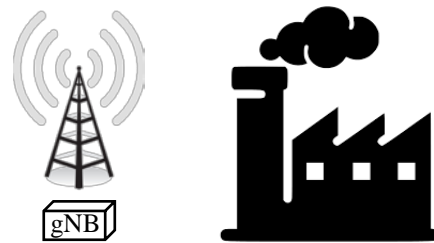
Student Questions

Ref: Qualcomm, "Expanding the 5G NR ecosystem and roadmap in 3GPP Release 16 and beyond," Sep 2018, 35 pp.,

<https://www.qualcomm.com/media/documents/files/expanding-the-5g-nr-ecosystem-and-roadmap-in-3gpp-rel-16-beyond.pdf>

Private 5G Networks for Industrial IoT

- ❑ Dedicated network for an enterprise
 - Factory Automation, Transport Industry, Electrical Power Distribution, Augmented Reality
- ❑ Small cell hosted or self-contained core network
- ❑ Locally managed \Rightarrow Sensitive data not exposed
- ❑ Interoperable inside/outside the site
- ❑ Licensed, unlicensed, and shared spectrum
- ❑ Ultra-reliable low-latency/time sensitive networking



Ref: Qualcomm, "Expanding the 5G NR ecosystem and roadmap in 3GPP Release 16 and beyond," Sep 2018, 35 pp.,
<https://www.qualcomm.com/media/documents/files/expanding-the-5g-nr-ecosystem-and-roadmap-in-3gpp-rel-16-beyond.pdf>

Student Questions

- ❑ Do private networks like this exist for 4G/LTE, or is this totally new for 5G?

New for 5G. But carriers may go back and offer private 4G/LTE now if they have extra spectrum.

- ❑ Wouldn't private networks interfere with the existing wireless infrastructure?


Not if coordinated or separated

- ❑ How could private 5G networks used for the augmented reality? I cannot think of a way why private 5G network is useful for ARs.

AR=High-speed low-latency video

- ❑ Are there physical limits that will end the 10-year 10x improvement cycle?

10X/10yr is not usual. But it will continue for some time by using unused spectrum. Performance is only one dimension. Security, resiliency, cost, and latency are others.



Summary

1. 5G is defined by IMT-2020 requirements in terms of 8 parameters: a peak rate up to 20 Gbps per user, User experienced rate of 100 Mbps, Mobility support to 500 km/h, a latency of 1 ms, a density of a million connections per m², energy efficiency 100× of 4G
2. Will use both sub-6GHz spectrum and mmWave using a scalable OFDM numerology that allows multiple subcarrier spacing, bandwidth parts and flexible resource allocation
3. Initially non-stand alone operation will allow 5G radio access network to work with legacy LTE core network. Later, standalone operation with 5G radio access and core network will be added.
4. New architectural features include network slicing, service based architecture, and control plane/user plane split.
5. Next release (Release 16) will add V2X, non-terrestrial networks, private networks, and several enhancements.

Student Questions

- ❑ Does 3GPP ever stop making enhancements to 5G, on the website I see a timeline with release 17 and 18. At some point will they focus on 6G?

Work on 6G has already started in the research community. These papers may lead to Release 19 some day.

- ❑ Is there any vision for 6G?

Expected in 2025.

- ❖ How long would this exam be?

50 minutes.

- ❖ Would it be at the same time and place as past ones?*Yes.*

- ❖ How does Wi-Fi on planes work, given no wired backbone? Is the speed of planes low enough for 3/4G cellular?

Using satellite service and specially located long-distance towers on the ground.

Reading List

- 5G Americas, "Wireless Technology Evolution - Transition from 4G to 5G, 3GPP Releases 14 to 16," Whitepaper, Oct 2018, http://www.5gamericas.org/files/8015/4024/0611/3GPP_Rel_14-16_10.22-final_for_upload.pdf

Student Questions

Announcements:

1. All students are required to fill out the course evaluation.
2. Submit your response to the class participation homework.

Books

- ❑ E. Dahlman, S. Parkvall, J. Skold, “5G NR – The Next Generation Wireless Access Technology,” Academic Press, 2018, ISBN: [9780128143230](#)
- ❑ A. Zaidi, et al, "5G Physical Layer: Principles, Models and Technology Components," Academic Press, 2018, 302 pp., ISBN: [9780128145784](#)
- ❑ H. Holma, A. Toskala, J. Reunanen, "LTE Small Cell Optimization," Wiley, 2016, ISBN: [9781118912577](#)

Student Questions

References

- ❑ A. Toskala, "5G Standards and Outlook for 5G Unlicensed," June 2018, https://www.multefire.org/wp-content/uploads/5G_Standard_Toskala_MUlteFire-Open-Day-Meeting.pdf
- ❑ C. I, et al, "Recent Progress on C-RAN Centralization and Cloudification," IEEE Access, Vol. 2, 2014, pp. 1030-1039, <http://ieeexplore.ieee.org/iel7/6287639/6514899/06882182.pdf?arnumber=6882182>
- ❑ E. Guttman, "5G New Radio and System Standardization in 3GPP," [https://www.itu.int/en/ITU-T/Workshops-and-Seminars/201707/Documents/Eric_Guttman_5G%20New%20Radio%20and%20Syst](https://www.itu.int/en/ITU-T/Workshops-and-Seminars/201707/Documents/Eric_Guttman_5G%20New%20Radio%20and%20System%20Standardization%20in%203GPP.pdf)
[em%20Standardization%20in%203GPP.pdf](https://www.itu.int/en/ITU-T/Workshops-and-Seminars/201707/Documents/Eric_Guttman_5G%20New%20Radio%20and%20Syst em%20Standardization%20in%203GPP.pdf)
- ❑ G. Pfeifer, "5G Technology Introduction, Market Status Overview and Worldwide Trials," 5G and IoT Seminar, Italy, May 2017, https://cdn.rohde-schwarz.com/it/seminario/5G_Seminar_Part1_Standardization_Market_PHY_170509_Italy.pdf
- ❑ <https://portal.3gpp.org/#55934-releases>
- ❑ ITU-R M.2083-0, "IMT Vision - Framework and overall objectives of the future development of IMT for 2020 and beyond," Sep. 2015. https://www.itu.int/dms_pubrec/itu-r/rec/m/R-REC-M.2083-0-201509-I!!PDF-E.pdf

Student Questions

References (Cont)

- ❑ ITU-R M.2411-0, "Requirements, evaluation criteria and submission templates for the development of IMT-2020," Nov. 2017, https://www.itu.int/dms_pub/itu-r/opb/rep/R-REP-M.2411-2017-PDF-E.pdf
- ❑ ITU-R M2376-0, "Technical Feasibility of IMT in bands above 6 GHz," July 2015, http://www.itu.int/dms_pub/itu-r/opb/rep/R-REP-M.2376-2015-PDF-E.pdf
- ❑ ITU-R Recommendation M.2083-0, "IMT Vision - Framework and overall objectives of the future development of IMT for 2020 and beyond," Sep. 2015, 21 pp., https://www.itu.int/dms_pubrec/itu-r/rec/m/R-REC-M.2083-0-201509-I!!PDF-E.pdf
- ❑ ITU-R, "Workplan, timeline, process and deliverables for the future development of IMT," 4pp., <http://www.itu.int/en/ITU-R/study-groups/rsg5/rwp5d/imt-2020/Documents/Antipated-Time-Schedule.pdf>
- ❑ L. Gupta, R. Jain, H. Chan, "Mobile Edge Computing - an important ingredient of 5G Networks," IEEE Softwarization Newsletter, March 2016, <http://sdn.ieee.org/newsletter/march-2016/mobile-edge-computing-an-important-ingredient-of-5g-networks>

Student Questions

References (Cont)

- ❑ Qualcomm, "Designing 5G NR - The 3GPP Release 15 global standard for a unified, more capable 5G air interface," Sep 2018, 37 pp.,
<https://www.qualcomm.com/media/documents/files/the-3gpp-release-15-5g-nr-design.pdf>
- ❑ Qualcomm, "Expanding the 5G NR ecosystem and roadmap in 3GPP Release 16 and beyond," Sep 2018, 35 pp.,
- ❑ Radiationhealthrisks.com, "Why 5G Cell Towers Are More Dangerous,"
<https://www.radiationhealthrisks.com/5g-cell-towers-dangerous/>
- ❑ Raj Jain, "SDN and NFV: Facts, Extensions, and Carrier Opportunities," AT&T Labs SDN Forum Seminar, April 10, 2014,
http://www.cse.wustl.edu/~jain/papers/adn_att.htm
- ❑ T. Richardson, R. Urbanke, "Multi-Edge Type LDPC Codes," 36 pp.,
<http://wii4u.free.fr/pdf/Multi-Edge%20Type%20LDPC%20Codes.pdf>
- ❑ V. Bioglio, C. Condo, I. Land, "Design of Polar Codes in 5G New Radio," 9 pp.
- ❑ W. Peng, et al, "Outage and Capacity Performance Evaluation of Distributed MIMO Systems over a Composite Fading Channel," Mathematical Problems in Engineering 2014, September 2014, 13 pp.,

Student Questions

Wikipedia Links

- ❑ https://en.wikipedia.org/wiki/3d_beamforming
- ❑ <https://en.wikipedia.org/wiki/3GPP>
- ❑ <https://en.wikipedia.org/wiki/4G>
- ❑ <https://en.wikipedia.org/wiki/5G>
- ❑ https://en.wikipedia.org/wiki/5G_NR_frequency_bands
- ❑ https://en.wikipedia.org/wiki/Antenna_diversity
- ❑ [https://en.wikipedia.org/wiki/Backhaul_\(telecommunications\)](https://en.wikipedia.org/wiki/Backhaul_(telecommunications))
- ❑ https://en.wikipedia.org/wiki/Beam_steering
- ❑ <https://en.wikipedia.org/wiki/Beamforming>
- ❑ <https://en.wikipedia.org/wiki/C-RAN>
- ❑ https://en.wikipedia.org/wiki/Channel_state_information
- ❑ https://en.wikipedia.org/wiki/Comparison_of_mobile_phone_standards
- ❑ https://en.wikipedia.org/wiki/Comparison_of_wireless_data_standards
- ❑ https://en.wikipedia.org/wiki/Control_channel
- ❑ https://en.wikipedia.org/wiki/Cooperative_MIMO
- ❑ https://en.wikipedia.org/wiki/Discrete-time_beamforming

Student Questions

Wikipedia Links (Cont)

- ❑ [https://en.wikipedia.org/wiki/Duplex_\(telecommunications\)](https://en.wikipedia.org/wiki/Duplex_(telecommunications))
- ❑ https://en.wikipedia.org/wiki/Edge_computing
- ❑ <https://en.wikipedia.org/wiki/Femtocell>
- ❑ <https://en.wikipedia.org/wiki/Fronthaul>
- ❑ https://en.wikipedia.org/wiki/History_of_smart_antennas
- ❑ https://en.wikipedia.org/wiki/List_of_5G_NR_networks
- ❑ https://en.wikipedia.org/wiki/List_of_mobile_phone_generations
- ❑ https://en.wikipedia.org/wiki/LTE-WLAN_Aggregation
- ❑ [https://en.wikipedia.org/wiki/LTE_\(telecommunication\)](https://en.wikipedia.org/wiki/LTE_(telecommunication))
- ❑ https://en.wikipedia.org/wiki/LTE_Advanced_Pro
- ❑ <https://en.wikipedia.org/wiki/MIMO>
- ❑ https://en.wikipedia.org/wiki/Mobile_broadband
- ❑ https://en.wikipedia.org/wiki/Mobile_edge_computing
- ❑ https://en.wikipedia.org/wiki/Mobile_phone_radiation_and_health
- ❑ <https://en.wikipedia.org/wiki/Multefire>
- ❑ https://en.wikipedia.org/wiki/Multi-user_MIMO
- ❑ https://en.wikipedia.org/wiki/Network_function_virtualization

Student Questions

Wikipedia Links (Cont)

- ❑ https://en.wikipedia.org/wiki/Next_Generation_Mobile_Networks
- ❑ https://en.wikipedia.org/wiki/Orthogonal_frequency-division_multiple_access
- ❑ https://en.wikipedia.org/wiki/Orthogonal_frequency-division_multiplexing
- ❑ https://en.wikipedia.org/wiki/Phased_array
- ❑ <https://en.wikipedia.org/wiki/Precoding>
- ❑ https://en.wikipedia.org/wiki/Radio_access_technology
- ❑ https://en.wikipedia.org/wiki/Radio_Network_Controller
- ❑ https://en.wikipedia.org/wiki/Radio_Resource_Control
- ❑ https://en.wikipedia.org/wiki/Radio_resource_management
- ❑ https://en.wikipedia.org/wiki/Remote_radio_head
- ❑ https://en.wikipedia.org/wiki/Service-oriented_architecture
- ❑ https://en.wikipedia.org/wiki/Single-carrier_FDMA
- ❑ https://en.wikipedia.org/wiki/Smart_antenna
- ❑ https://en.wikipedia.org/wiki/Software-defined_networking
- ❑ https://en.wikipedia.org/wiki/Time-division_multiplexing
- ❑ <https://en.wikipedia.org/wiki/Vehicle-to-everything>

Student Questions

Wikipedia Links (Cont)

- ❑ https://en.wikipedia.org/wiki/Vehicular_ad_hoc_network
- ❑ https://en.wikipedia.org/wiki/Wireless_electronic_devices_and_health

Student Questions

Acronyms

- ❑ 3GPP 3rd Generation Partnership Project
- ❑ AT&T American Telephone and Telegraph
- ❑ BBU Broadband Unit
- ❑ BWP Bandwidth Part
- ❑ CA Carrier Aggregation
- ❑ CBG Code block group
- ❑ CDMA Code Division Multiple Access
- ❑ CGNAT Carrier Grade Network Address Translator
- ❑ CoMP Co-ordinated multi-point transmission/reception
- ❑ CP Cyclic Prefix
- ❑ CRC Cyclic redundancy check
- ❑ CSI Channel State Information
- ❑ dB DeciBel
- ❑ dBm DeciBel Milliwatt
- ❑ DL Downlink
- ❑ DMRS Demodulation reference signals

Student Questions

Acronyms (Cont)

- ❑ eCoMP Enhanced Co-ordinate Multi-Point transmission/reception
- ❑ eICIC Enhanced Inter-Cell Interference Cancellation
- ❑ eMBB Enhanced Mobile Broadband
- ❑ eMBMS Enhanced Multimedia Broadcast Multicast System
- ❑ eNB Evolved Node-B
- ❑ EPC Evolved Packet Core
- ❑ FCC Federal Communications Commission
- ❑ FDD Frequency Division Duplexing
- ❑ FEC Forward Error Correction
- ❑ FFT Fast Fourier Transform
- ❑ FR Frequency Range
- ❑ FWA Fixed Wireless Access
- ❑ GEO Geo-stationary
- ❑ GHz Giga Hertz
- ❑ gNB 5g Node-B
- ❑ HARQ Hybrid Automatic Repeat Request

Student Questions

Acronyms (Cont)

- ❑ HPUE High-Power User Equipment
- ❑ IAB Integrated Access and Backhaul
- ❑ ICIC Inter-cell interference cancellation
- ❑ ICNIRP International Commission on Non-ionizing radiation
- ❑ ID Identifier
- ❑ IEEE Institution of Electrical and Electronic Engineers
- ❑ IMS IP Multimedia System
- ❑ IMT International Mobile Telecommunications
- ❑ IoT Internet of Things
- ❑ IP Internet Protocol
- ❑ ITU-R International Telecommunications Union- Radio
- ❑ ITU International Telecommunications Union
- ❑ kHz Kilo Hertz
- ❑ LAA License Assisted Access
- ❑ LDPC Low Density Parity Check Code
- ❑ LEO Low-Earth Orbit

Student Questions

Acronyms (Cont)

- ❑ LoRa Long Range wide area wireless
- ❑ LTE Long-Term Evolution
- ❑ MAC Media Access Control
- ❑ MBB Mobile Broadband
- ❑ MEC Mobile Edge Computing
- ❑ MHz Mega Hertz
- ❑ MIMO Multiple Input Multiple Output
- ❑ MME Mobility Management Entity
- ❑ mMTC Massive Machine Type Communication
- ❑ mmWave Milimeter wave
- ❑ NFV Network Function Virtualization
- ❑ NOMA Non-Orthogonal Multiple Access
- ❑ NR New Radio
- ❑ NSA Non-stand alone
- ❑ OFDM Orthogonal Frequency Division Multiplexing
- ❑ OFDMA Orthogonal Frequency Division Multiple Access

Student Questions

Acronyms (Cont)

- ❑ PDCCH Physical Downlink Control Channel
- ❑ PHY Physical Layer
- ❑ PRB Physical Resource Blocks
- ❑ PTRS Phase-Tracking Reference Signal
- ❑ PUCCH Physical Uplink Control Channel
- ❑ QAM Quadrature Amplitude Modulation
- ❑ QoS Quality of Service
- ❑ RAN Radio Access Network
- ❑ RAT Radio Access Technology
- ❑ REC Recommendation
- ❑ REP Report
- ❑ RF Radio Frequency
- ❑ RLC Radio Link Control
- ❑ RNC Radio Network Controller
- ❑ RRH Remote Radio Head
- ❑ RS Reference Signal

Student Questions

Acronyms (Cont)

- ❑ SA Standalone
- ❑ SCFDM Single-carrier frequency division multiplexing
- ❑ SCS Subcarrier spacing
- ❑ SDN Software Defined Networking
- ❑ SON Self-organizing network
- ❑ SRS Sounding Reference Signal
- ❑ SUL Supplementary Uplink
- ❑ TDD Time Division Duplexing
- ❑ TS Technical Specification
- ❑ TTI Transmission Time Interval
- ❑ UE User Element
- ❑ UL Uplink
- ❑ URLLC Ultra-Reliable low-latency communication
- ❑ VM Virtual Machine
- ❑ VoLTE Voice over LTE
- ❑ WRC World Radio Conference

Student Questions

Scan This to Download These Slides



**THANK
YOU**



Raj Jain

<http://rajjain.com>

http://www.cse.wustl.edu/~jain/cse574-24/j_205g.htm

Student Questions

Related Modules



CSE567M: Computer Systems Analysis (Spring 2013),
https://www.youtube.com/playlist?list=PLjGG94etKypJEKjNAa1n_1X0bWWNyZcof

CSE473S: Introduction to Computer Networks (Fall 2011),
https://www.youtube.com/playlist?list=PLjGG94etKypJWOSPMh8Azcg5e_10TiDw



Recent Advances in Networking (Spring 2013),
<https://www.youtube.com/playlist?list=PLjGG94etKypLHyBN8mOgwJLHD2FFIMGq5>

CSE571S: Network Security (Fall 2011),
<https://www.youtube.com/playlist?list=PLjGG94etKypKvzfVtutHcPFJXumyyg93u>



Video Podcasts of Prof. Raj Jain's Lectures,
<https://www.youtube.com/channel/UCN4-5wzNP9-ruOzQMs-8NUw>

Student Questions