

Simulation Modeling of BCN V2.0

Phase 1: Model Validation

J. Jiang and Raj Jain
Washington University in Saint Louis
Saint Louis, MO 63131
Jain@cse.wustl.edu

IEEE 802.1 Congestion Group Meeting, Denver, March 8, 2006

These slides are available on-line at:

<http://www.cse.wustl.edu/~jain/ieee/bcn603.htm>

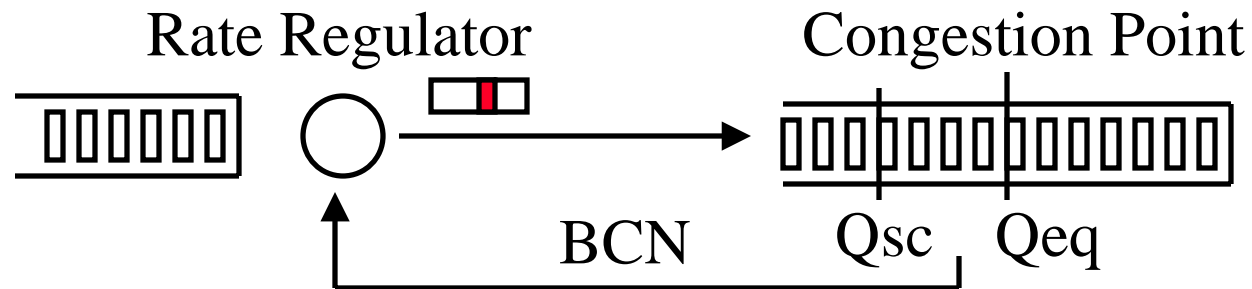


- ❑ Congestion Management Components
- ❑ BCN Mechanism
- ❑ Simulation Results
- ❑ Observations
- ❑ Parameter Selection
- ❑ Near Future Steps

Congestion Management Components

1. **Signaling**: Users need to tell/negotiate their QoS requirements with the network
2. **Admission Control**: Network can deny requests that it can not meet
3. **Shaping**: Traffic is smoothed out so that it is easier to handle
4. **Policing**: Ensuring that the users are sending at the rate they agreed to.
5. **Marking/Classification**: Packets are classified based on the source, destination, TCP ports (application)
6. **Scheduling** : Different flows get appropriate treatment. **Priority Scheduling**.
7. **Drop Policies**: Low priority packets are dropped. **Per priority Pause**
8. **Routing**: Packets are sent over paths that can meet the QoS
9. **Traffic Monitoring and Feedback**: Sources may be asked to reduce their rates to meet the loss rate and delay guarantees

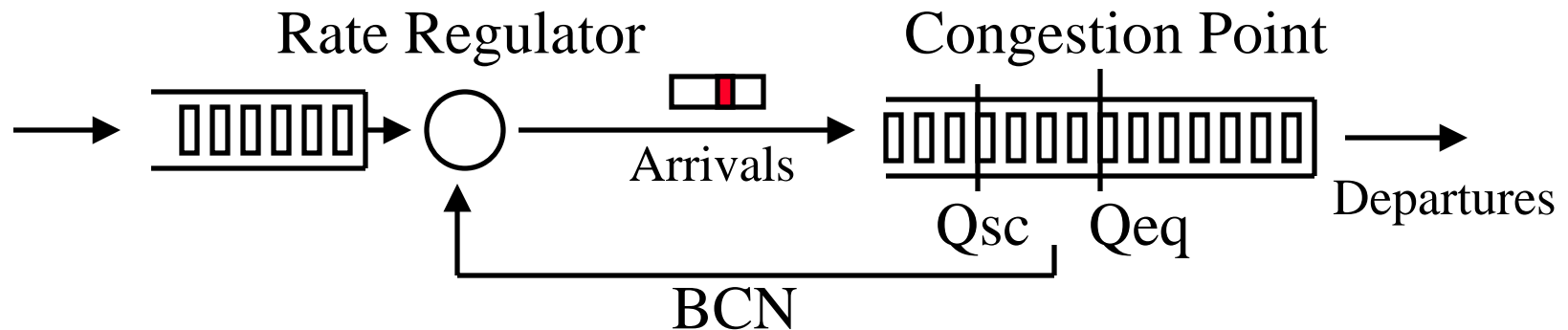
BCN Mechanism



- ❑ Backward Congestion Notification - Closed loop feedback
 - ❑ **Detection**: Monitor the buffer utilization at possible congestion point (Core Switch, etc)
 - ❑ **Signaling**: Generate proper BCN message based the status and variation of queue buffer
 - ❑ **Reaction**: At the source side, adjust the rate limiter setting according to the received BCN messages
 - ❑ Additive Increase Multiplicative Decrease (AIMD)

❑ Ref: [new-bergamasco-backward-congestion-notification-0505.pdf](#)

Parameters for BCN

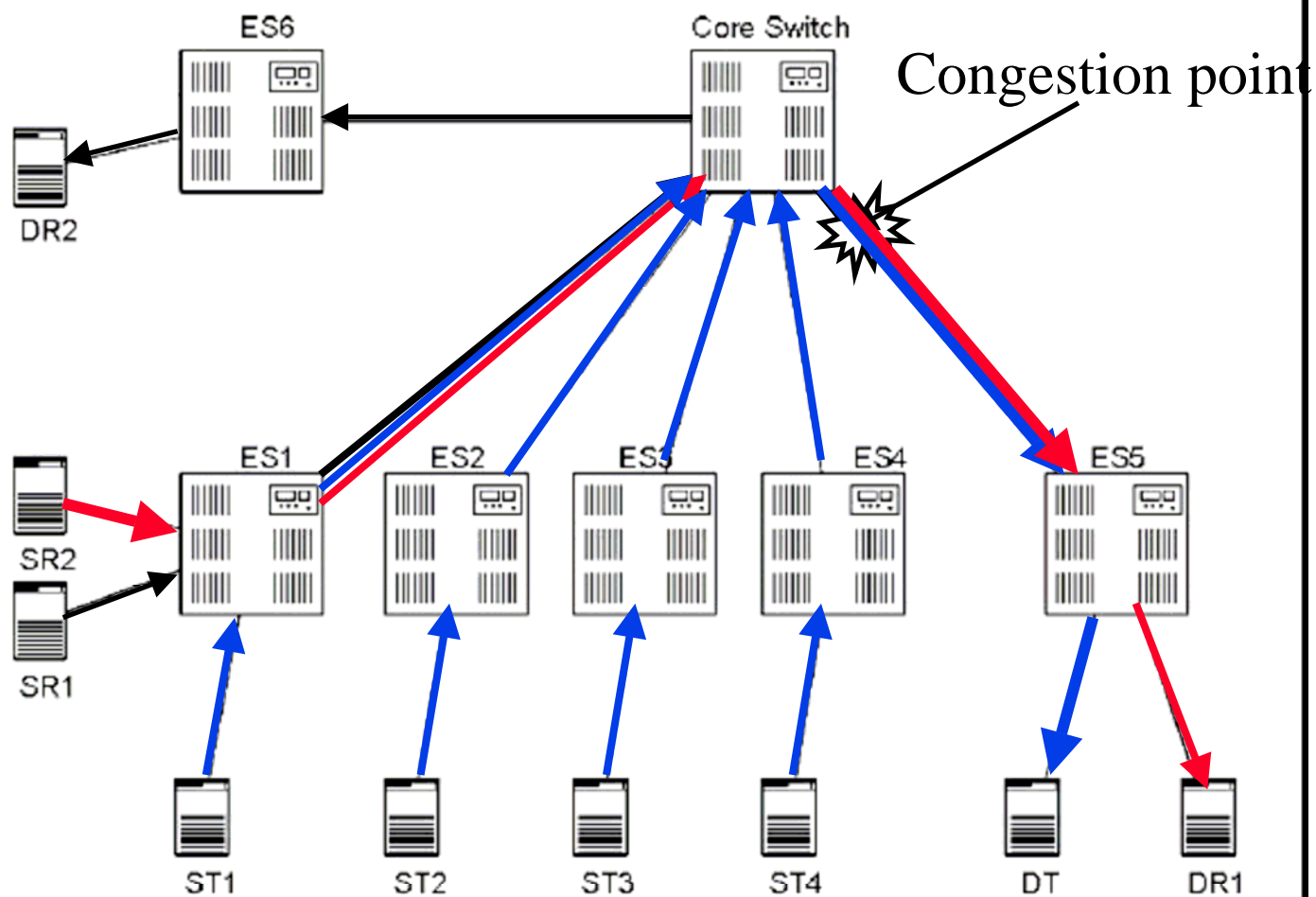


- ❑ Key Parameters
 - ❑ Threshold for buffer:
 - ▣ Q_{eq} (Equilibrium),
 - ▣ Q_{sc} (Severe Congestion),
- ❑ Queue Variation : Q_{off} , Q_{delta}
 - ❑ Queue is sampled randomly with 0.01 probability
 - ❑ Q_{len} (current length)
 - ❑ $Q_{off} = Q_{eq} - Q_{len}$, $[-Q_{eq}, +Q_{eq}]$
 - ❑ $Q_{delta} = \#pktArrival - \#pktDeparture$, $[-2Q_{eq}, +2Q_{eq}]$

AIMD Algorithm

- ❑ Source Rate R
- ❑ Feedback
 - ❑ $Fb = (Q_{off} - W \times Q_{delta})$
- ❑ Additive Increase ($Fb > 0$)
 - ❑ $R = R + G_i \times Fb \times R_u$
- ❑ Multiplicative Decrease ($Fb < 0$)
 - ❑ $R = R \times (1 - G_d \times Fb)$
- ❑ Parameters used in AIMD:
 1. Derivative weight W
 2. Additive Increase gain G_i ,
 3. Multiplicative Decrease Gain G_d ,
 4. Rate Unit R_u

Configuration



Configuration Parameters

- ❑ Configuration same as in Davide, IEEE 802.1, May 05
- ❑ Link Capacity = 10 Gbps (all links)
- ❑ Switch latency = 1 us (all switches)
- ❑ Propagation delay = 0.5 us (all links)
- ❑ TCP only
 - ❑ ST1-ST4: 10 parallel connections transferring 1MB each and repeat
 - ❑ SR1: 1 connection transferring 10 KB (wait 16 us after finishing, then repeat)
 - ❑ SR2: 1 connection transferring 10 KB (wait 1us after finishing, then repeat)
- ❑ Our simulation Platform: *NS2* simulator

AIMD parameters

$$Fb = (Q_{off} - W \times Q_{delta})$$

$$R = R + G_i \times Fb \times Ru$$

$$R = R \times (1 - G_d \times Fb)$$

- ❑ Cisco's settings
 - ❑ Derivative weight: $W = 2$
 - ❑ Increase Gain: $G_i = 4$
 - ❑ Decrease Gain: $G_d = 1/64$
 - ❑ Rate Unit: $Ru = 8 \text{ Mbps}$
- ❑ Our settings
 - ❑ W , G_i , and Ru are same with Cisco
 - ❑ Decrease Gain: $G_d = 0.0124$
 - ❑ Since Fb 's range is $[-80, 80]$
 R becomes negative with $G_d = 1/64$
 - ❑ In our simulation, $G_d = 0.0124$ to make sure R is always positive

Simulation Results: Throughput

❑ Cisco's results with BCN v1.0

	Reference Flow 1			Reference Flow 2		
CM	Throughput(Tps)	Throughput(Gbps)	Latency(μ s)	Throughput(Tps)	Throughput(Gbps)	Latency(μ s)
None	609	0.05245	1625	6325	0.54476	157.100
BCN	4491	0.3868	206.394	31515	2.71437	30.730

❑ Bulk Traffic:

CM	Average Source Throughput	Standard Deviation/Average (%)
None	2.486	0.73
BCN	2.403	5.66

❑ Our Results with BCN v2.0

	Reference Flow 1			Reference Flow 2		
CM	Throughput(Tps)	Throughput(Gbps)	Latency(μ s)	Throughput(Tps)	Throughput(Gbps)	Latency(μ s)
None	501	0.0442	1977.46	3560	0.3087	279.89
BCN	8697	0.7532	98.88	23485	2.0331	41.56

❑ Bulk Traffic:

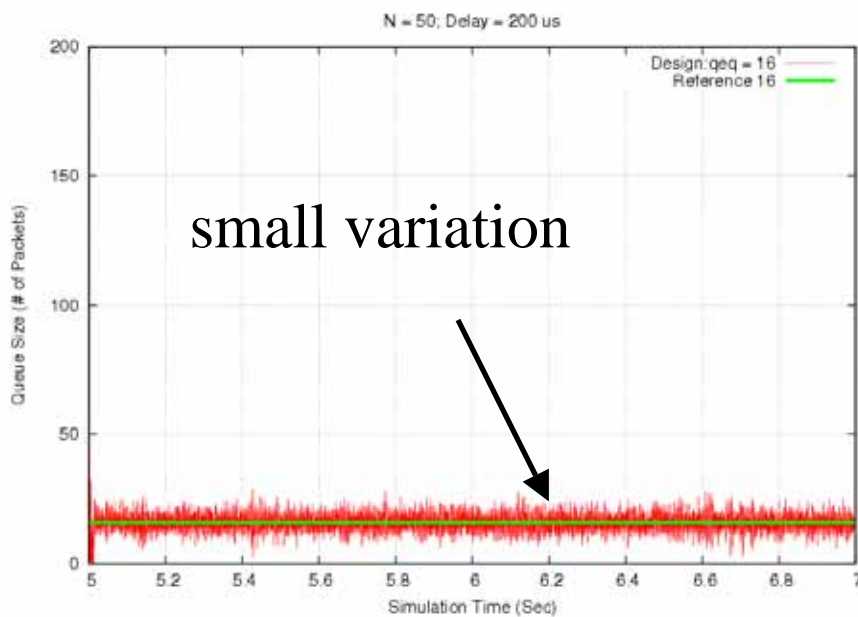
CM	Average Source Throughput	Standard Deviation/Average (%)
None	2.5484	4.44
BCN	2.2022	11.49

Observations

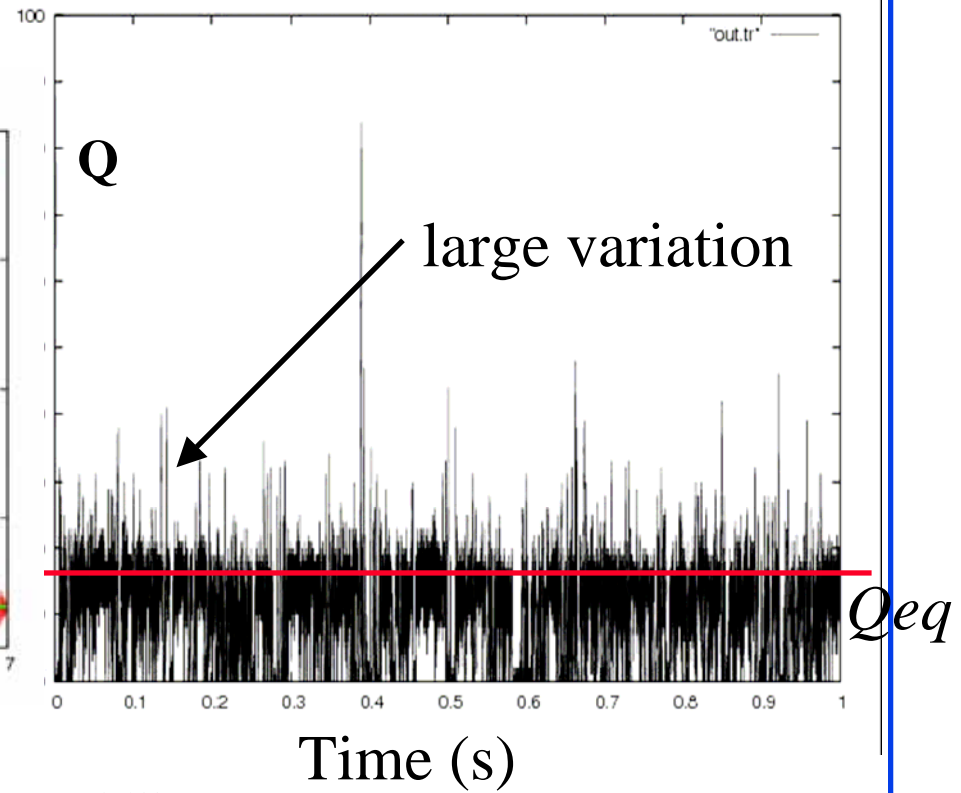
- ❑ For reference flow, BCNv2 in our simulation performs better than BCNv1 (by Cisco), nearly double the rate of BCNv1;
- ❑ For bulk flow, BCNv2 in our simulation performs similar to BCNv1 (by Cisco). Maybe it is because Reference Flows have higher data rates,
- ❑ Fairness: Our current results always have larger deviation reported by Cisco. Even with None-CM, we have larger standard deviation. Time to fairness is longer.

Symmetric Topology-Buffer Utilization

- Compared with Cisco's result, the equilibrium is almost the same. However, in our results, there are larger variations. (Reasons: Tradeoff between oscillation size and time to fairness)



BCNv2 Cisco



Parameter Selection

$$R = R + Gi \times Fb \times Ru$$


$$R = R \times (1 - Gd \times Fb)$$

- ❑ *Qoff, Qdelta* are #packets per observation, then *Fb* is #packets per observation (sampling time gap)
- ❑ *Ru* is 8 Mbps
- ❑ *Gi* and *Gd* are not dimension less \Rightarrow Link rate dependent
 \Rightarrow *Fb* should be normalized to be dimensionless
- ❑ Our preliminary simulation results show that optimal parameter values depend upon link speeds.
 \Rightarrow Need to simulate mixed 1G and 10G environments
- ❑ AIMD parameters should be carefully chosen to optimize BCN performance

Near Future Steps

- ❑ Fix the dimensioning problem
- ❑ Asymmetric Topology
- ❑ Multi-bottleneck case
- ❑ Larger/smaller Bandwidth×Delay product networks
- ❑ Bursty Traffic
- ❑ Non-TCP traffic
- ❑ Interaction with TCP congestion mechanism
- ❑ Effect of BCN/Tag messages getting lost

Summary



1. BCN V2 simulation validate Cisco's results on throughput
2. Time to Fairness and oscillation trade-off needs to be studied further
3. Parameter setting needs more work
Need to modify formula so that parameters are dimensionless
4. Need to simulate more configurations:
asymmetric, larger bandwidth delay, and multi-bottleneck cases

References

<http://ieee802.org/1/files/public/docs2005/>

- ❑ new-bergamasco-backward-congestion-notification-0505.pdf
- ❑ new-bergamasco-bcn-july-plenary-0705.ppt
- ❑ new-bergamasco-bcn-september-interim-rev-final-0905.ppt
- ❑ new-cm-five-criteria-03-1105.pdf
- ❑ new-cm-hazarika-gopi-cm-par-bkgnd-1105.pdf
- ❑ new-cm-hazarika-gopi-cm-par-rev-0-8-1105.pdf

<http://ieee802.org/1/files/public/docs2006/>

- ❑ new-barrass-cm-constraints-0106.pdf
- ❑ new-barrass-cm-overview-0106.pdf
- ❑ new-cm-capabilities-of-various-fabrics-0106.pdf
- ❑ new-cm-nfinn-1Q-placement-0106-02.pdf
- ❑ new-cm-nfinn-1Q-placement-0106-03.pdf
- ❑ new-seaman-cm-congestion-notification-0206-01.pdf
- ❑ new-seaman-cm-interim-constraints-doc-structure-0106.pdf
- ❑ new-seaman-cm-interim_dot1_integration-0106.pdf
- ❑ new-seaman-cm-interim_dot1_operation-0106.pdf